

GENERAL CATALOGUE 2024



TWO
ZERO
TWO
FOUR



CERAMICA EURO S.p.A.
Via Radici Nord, 164/166 - 42014 Castellarano RE Italy
Tel +39 0536 825202 - info@cereuro.it - www.cereuro.it

EURO

GENERAL CATALOGUE



WALLPAPER LOOK

SINFONIE
60×120 **06**

BRICK LOOK

XS
7,5×30 **18**

CONCRETE LOOK

AREA
60×120 80×80 60×60 30×60 10×30 **76**

REBEL
60×120 60×60 30×60 30×30 10×30 **40**

SPATULA
120×120 60×120 80×80 40×80 60×60 30×60 30×30 10×30 **64**

STONE LOOK

DOCKS
120×120 60×120 60×60 30×60 30×30 10×30 **28**

E.STONE
60×120 60×60 30×60 10×30 **108**

MOON
60×60 **218**

NORDSTONE
60×120 60×60 30×60 10×30 **116**

OUTDOOR
30×60 20×40 20×20 **138**

PIETRA DEL NORD
20×40 20×20 **144**

SAXA
25×50 25×25 **128**

SOUL
120×120 60×120 60×60 30×60 30×30 10×30 **84**

TERRÆ
60×120 60×60 30×60 30×30 10×30 **52**

WALS.2.0
60×120 60×60 30×60 30×30 10×30 **96**

WOOD LOOK

COUNTRY
30×120 20×120 **152**

HOME
20×120 **164**

PARQUET
20×120 **170**

WALL TILE

CIELO
25×75 **206**

DOMUS
25×60 **224**

LUXOR
25×75 **214**

MOON
25×60 **218**

PALETTE
30×90 **176**

SOGNO
30×90 **186**

START
30×90 **196**



PAVIMENTI E RIVESTIMENTI FLOOR AND WALL TILES

AREA 60x120 80x80 60x60 30x60 10x30	76
COUNTRY 30x120 20x120	152
DOCKS 120x120 60x120 60x60 30x60 30x30 10x30	28
E.STONE 60x120 60x60 30x60 10x30	108
HOME 20x120	164
MOON 60x60	218
NORDSTONE 60x120 60x60 30x60 10x30	116
OUTDOOR 30x60 20x40 20x20	138
PARQUET 20x120	170
PIETRA DEL NORD 20x40 20x20	144
REBEL 60x120 60x60 30x60 30x30 10x30	40
SAXA 25x50 25x25	128
SINFONIE 60x120	06
SOUL 120x120 60x120 60x60 30x60 30x30 10x30	84
SPATULA 120x120 60x120 80x80 40x80 60x60 30x60 30x30 10x30	64
TERRÆ 60x120 60x60 30x60 30x30 10x30	52
WALS.2.0 60x120 60x60 30x60 30x30 10x30	96
XS 7,5x30	18

RIVESTIMENTI WALL TILES

CIELO 25x75	206
DOMUS 25x60	224
LUXOR 25x75	214
MOON 25x60	218
PALETTE 30x90	176
SOGNO 30x90	186
START 30x90	196

INFO TECNICHE TECHNICAL INFO

CODICI PEZZI SPECIALI Special trims codes	230
SUGGERIMENTI DI POSA Laying suggestions	232
NUOVI IMBALLI PER CAMBIO SPESSORE New packaging for thickness change	233
CARATTERISTICHE TECNICHE Technical features	234
CONDIZIONI GENERALI DI VENDITA General sale conditions	236
CERTIFICAZIONI Certifications	238



120x120

DOCKS	28
SOUL	84
SPATULA	64

60x120

AREA	76
DOCKS	28
E.STONE	108
NORDSTONE	116
REBEL	40
SINFONIE	06
SOUL	84
SPATULA	64
TERRÆ	52
WALS 2.0	96

30x120

COUNTRY	152
---------	-----

20x120

COUNTRY	152
HOME	164
PARQUET	170

60x60

AREA	76
DOCKS	28
E.STONE	108
MOON	218
NORDSTONE	116
REBEL	40
SOUL	84
SPATULA	64
TERRÆ	52
WALS 2.0	96

30x60

AREA	76
DOCKS	28
E.STONE	108
NORDSTONE	116
OUTDOOR	138
REBEL	40
SOUL	84
SPATULA	64
TERRÆ	52
WALS 2.0	96

30x30

DOCKS	28
REBEL	40
SOUL	84
SPATULA	64
TERRÆ	52
WALS 2.0	96

10x30

AREA	76
DOCKS	28
E.STONE	108
NORDSTONE	116
REBEL	40
SOUL	84
SPATULA	64
TERRÆ	52
WALS 2.0	96

7,5x30

XS	18
----	----

80x80

AREA	76
SPATULA	64

40x80

SPATULA	64
---------	----

30x90

PALETTE	176
SOGNO	186
START	196

25x75

CIELO	206
LUXOR	214

25x60

DOMUS	224
MOON	218

25x50

SAXA	128
------	-----

25x25

SAXA	128
------	-----

20x40

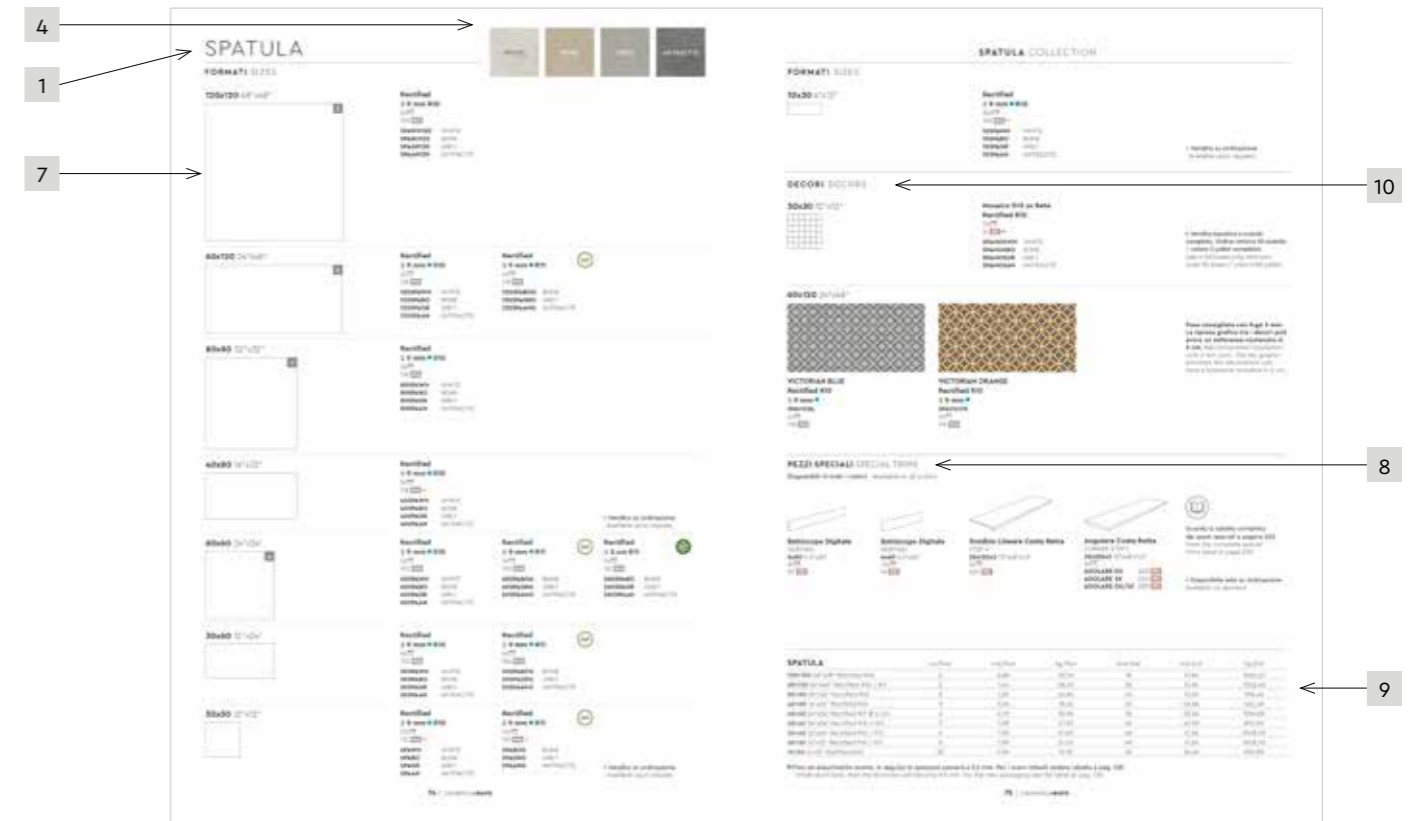
OUTDOOR	138
PIETRA DEL NORD	144

20x20

OUTDOOR	138
PIETRA DEL NORD	144



- 1 Serie Collection
- 2 Tipologia prodotto Product type
- 3 Simbologia Symbols
- 4 Gamma colori Color range
- 5 Formati Sizes
- 6 Sviluppo grafico Graphic development



- 7 Fondi Plain Tiles
- 8 Pezzi speciali Special trims
- 9 Imballi Packaging
- 10 Mosaici e decori Mosaics and decors
- 11 Descrizione Description
- 12 Numero grafiche differenti Number of different patterns



- 13 Formato Size
- 14 Codice Code
- 15 Pezzi per scatola Pieces per box
- 16 Categoria prezzo * Price code
- 17 Colori Colors
- 18 Finitura Grip disponibile Grip finish available

SIMBOLOGIA SYMBOLS

Interni Indoor	Scivolosità Slip resistance	Superfici Outdoor Outdoor surfaces
Pavimento Floor	Resistente al gelo Frost-resistant	Superfici Outdoor spessorate Thick outdoor surfaces
Rivestimento Wall	Variazione cromatica Color variation	Resistenza all'abrasione Abrasion resistance

LETTURA LISTINO PRICE LIST INDICATIONS

Prezzo al mq Price per sqm	Prezzo al pezzo Price per piece	Prezzo al mq/tassative scatole complete Price per sqm / Complete boxes only
----------------------------	---------------------------------	---

SINFONIE



GRES PORCELLANATO SMALTATO
GLAZED PORCELAIN TILE



COLORI
COLORS



BEETHOVEN




EINAUDI



MORRICONE



VIVALDI



VERDI



CHOPIN



ZIMMER



MOZART

FORMATI
SIZES



9 mm

60x120 24"x48" Rectified
Chopin
Mozart

R9


9 mm

60x120 24"x48" Rectified
Beethoven
Verdi
Vivaldi
Zimmer

R10

9 mm

60x120 24"x48" Rectified
Einaudi
Morricone







zimmer
BOUTIQUE



60x120 24"x48" 9 mm



BEETHOVEN
Rectified R9
120SIBEE
2x
199 **MC** 1 Printing PEI II



EINAUDI
Rectified R10
120SIEIN
2x
199 **MC** 1 Printing PEI III



MORRICONE
Rectified R10
120SIMOR
2x
199 **MC** 1 Printing PEI II



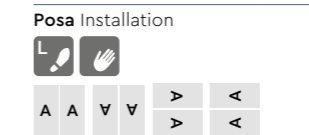
60x120 24"x48" 9 mm



VERDI
Rectified R9
120SIVER
2x
199 **MC** 1 Printing PEI II



VIVALDI
Rectified R9
120SIVIV
2x
199 **MC** 1 Printing PEI II



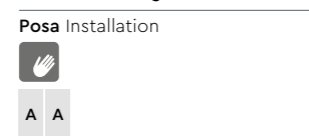
ZIMMER
Rectified R9
120SIZIM
2x
199 **MC** 1 Printing PEI II



CHOPIN
Rectified
120SICHO
2x
304 **PZ** 1 Printing TERZO FUOCO
PEI II



MOZART
Rectified
120SIMOZ
2x
304 **PZ** 1 Printing TERZO FUOCO
PEI II



Posa consigliata con fuga 2 mm. La ripresa grafica tra i decori può avere un tolleranza contenuta in 2 cm.
Recommended installation with 2 mm joint. The tile graphic between the decorations can have a tolerance included in 2 cm.

DESTINAZIONI D'USO DESTINATIONS OF USE

A RIVESTIMENTO per tutte le destinazione d'uso: commerciale e residenziale.
TO WALL TILES for all destinations of use: commercial and residential.

L CALPESTIO LEGGERO.
LIGHT TRAFFIC.

M CALPESTIO MEDIO.
MEDIUM TRAFFIC.

SINFONIE	pz/box	mq/box	kg/box	box/pal	mq/pal	kg/pal
60x120 24"x48" Rectified R9 / R10	2	1,44	29,50	36	51,84	1062,00
60x120 24"x48" Rectified Terzo Fuoco	2	-	-	20	-	-

Fino ad esaurimento scorte, in seguito lo spessore passerà a 9,5 mm. Per i nuovi imballi vedere tabella a pag. 233
While stock lasts, then the thickness will become 9,5 mm. For the new packaging see the table at pag. 233

XS X8



XS



GRES PORCELLANATO SMALTATO
GLAZED PORCELAIN TILE



COLORI
COLORS



FORMATI
SIZES



8 mm

7,5x30 3"x12" Rectified






















7,5x30 3"x12" ≅ 8 mm



- 


X1
Rectified R9
7XS01
48x 
164 
- 




X2
Rectified R9
7XS02
48x 
164 
- 




X3
Rectified R9
7XS03
48x 
164 
- 




X4
Rectified R9
7XS04
48x 
164 
- 



X5
Rectified R9
7XS05
48x 
164 


- 




X6
Rectified R9
7XS06
48x 
164 
- 




X7
Rectified R9
7XS07
48x 
164 
- 




X8
Rectified R9
7XS08
48x 
164 
- 



X9
Rectified R9
7XS09
48x 
164 


- 




X10
Rectified R9
7XS10
48x 
164 
- 



X11
Rectified R9
7XS11
48x 
164 
- 

X12
Rectified R9
7XS12
48x 
164 
- 

X13
Rectified R9
7XS13
48x 
164 

- 

X14
Rectified R9
7XS14
48x 
164 
- 

X15
Rectified R9
7XS15
48x 
164 

* Vendita su ordinazione. Available upon request.

XS	pz/box	mq/box	kg/box	box/pal	mq/pal	kg/pal
7,5x30 3"x12" Rectified R9	48	1,08	19,40	44	47,52	853,60


DOCKS



GRES PORCELLANATO SMALTATO
GLAZED PORCELAIN TILE



COLORI
COLORS



BEIGE

WHITE

GREY

BLACK

FORMATI
SIZES

R10

$\frac{9}{16}$ 9 mm

120x120 48"x48" Rectified

60x120 24"x48" Rectified

60x60 24"x24" Rectified

30x60 12"x24" Rectified

30x30 12"x12" Rectified

10x30 4"x12" Rectified

R11 **OUT**

$\frac{9}{16}$ 9 mm

60x120 24"x48" Rectified

60x60 24"x24" Rectified

30x60 12"x24" Rectified









BEIGE



WHITE



GREY




BLACK

DOCKS

FORMATI SIZES

120x120 48"x48"



Rectified
± 9 mm R10
2x 155 **MQ**
DOCWH120 WHITE
DOCBE120 BEIGE
DOCGR120 GREY
DOCBL120 BLACK



60x120 24"x48"




Rectified
± 9 mm R10
2x 118 **MQ**
120DOCWH WHITE
120DOCBE BEIGE
120DOCGR GREY
120DOCBL BLACK

Rectified
± 9 mm R11
2x 118 **MQ**
120DOCWHG WHITE
120DOCBEG BEIGE
120DOCGRG GREY

OUT

60x60 24"x24"



Rectified
± 9 mm R10
3x 102 **MQ**
60DOCWH WHITE
60DOCBE BEIGE
60DOCGR GREY
60DOCBL BLACK

Rectified
± 9 mm R11
3x 102 **MQ**
60DOCWHG WHITE
60DOCBEG BEIGE
60DOCGRG GREY

OUT

30x60 12"x24"



Rectified
± 9 mm R10
6x 102 **MQ**
30DOCWH WHITE
30DOCBE BEIGE
30DOCGR GREY
30DOCBL BLACK

Rectified
± 9 mm R11
6x 102 **MQ**
30DOCWHG WHITE
30DOCBEG BEIGE
30DOCGRG GREY

OUT

30x30 12"x12"



Rectified
± 9 mm R10
12x 110 **MQ** *
DOCWH WHITE
DOCBE BEIGE
DOCGR GREY
DOCBL BLACK

* Vendita su ordinazione.
Available upon request.

10x30 4"x12"



Rectified
± 9 mm R10
32x 150 **MQ** *
10DOCWH WHITE
10DOCBE BEIGE
10DOCGR GREY
10DOCBL BLACK

* Vendita su ordinazione.
Available upon request.

DOCKS COLLECTION


DECORI DECORS

60x120 24"x48"



Cannettato Rectified
± 9 mm R10
2x 118 **MQ**
120DOCCAWH WHITE
120DOCCABE BEIGE
120DOCCAGR GREY
120DOCCABL BLACK

30x30 12"x12"



Mosaico 5x5 su Rete Rectified R10
11x 14 **PZ** *
DOCTOZWH WHITE
DOCTOZBE BEIGE
DOCTOZGR GREY
DOCTOZBL BLACK

* Vendita tassativa a scatole complete. Sale in full boxes only.

29x25 11.5"x10"



Mosaico Esagona su rete Rectified R10
6x 42 **PZ** *
DOCESAWH WHITE
DOCESABE BEIGE
DOCESAGR GREY
DOCESABL BLACK

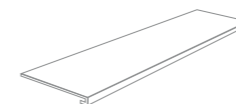
* Vendita tassativa a scatole complete. Ordine minimo 60 scatole / colore (1 pallet completo). Sale in full boxes only. Minimum order 60 boxes / color (1 full pallet).

PEZZI SPECIALI SPECIAL TRIMS

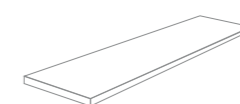
Disponibili in tutti i colori . Available in all colors



Battiscopa Digitale
SKIRTING
6x60 2.4"x24"
15x 14 **PZ**



Gradino Lineare Costa Retta
STEP *
33x120x3 13"x48"x1.2"
2x 250 **PZ**



Angolare Costa Retta
CORNER STEP *
33x120x3 13"x48"x1.2"
2x
ANGOLARE DX 263 **PZ**
ANGOLARE SX 263 **PZ**
ANGOLARE DX/SX 289 **PZ**



Guarda la tabella completa dei pezzi speciali a pagina 230
View the complete special trims tabel at page 230

* Disponibile solo su ordinazione.
Available on demand

DOCKS	pz/box	mq/box	kg/box	box/pal	mq/pal	kg/pal
120x120 48"x48" Rectified R10	2	2,88	55,90	18	51,84	1006,20
60x120 24"x48" Rectified R10 / R11	2	1,44	28,40	36	51,84	1022,40
60x60 24"x24" Rectified R10 / R11	3	1,08	21,30	40	43,20	852,00
30x60 12"x24" Rectified R10 / R11	6	1,08	21,00	48	51,84	1008,00
30x30 12"x12" Rectified R10	12	1,08	21,00	48	51,84	1008,00
10x30 4"x12" Rectified R10	32	0,96	19,30	36	34,56	694,80

* Fino ad esaurimento scorte, in seguito lo spessore passerà a 9,5 mm. Per i nuovi imballi vedere tabella a pag. 233
While stock lasts, then the thickness will become 9,5 mm. For the new packaging see the table at pag. 233



REBEL



GRES PORCELLANATO SMALTATO
GLAZED PORCELAIN TILE



COLORI
COLORS



WHITE



BONE



OLIVE



DARK




GREY



BLUE

FORMATI
SIZES

R10

 9 mm

60x120 24"x48" Rectified

60x60 24"x24" Rectified

30x60 12"x24" Rectified

30x30 12"x12" Rectified

10x30 4"x12" Rectified









REBEL COLLECTION



WHITE



BONE



OLIVE



DARK



GREY




BLUE

REBEL

FORMATI SIZES




60x120 24"x48"



Rectified
 ± 9 mm ■ R10
 2x 118 **MQ**
120REBWH WHITE
120REBGR GREY
120REBBO BONE
120REBDA DARK
120REBOL OLIVE
120REBBL BLUE

60x60 24"x24"



Rectified
 ± 9 mm ■ R10
 3x 102 **MQ**
60REBWH WHITE
60REBGR GREY
60REBBO BONE
60REBDA DARK

30x60 12"x24"



Rectified
 ± 9 mm ■ R10
 6x 102 **MQ**
30REBWH WHITE
30REBGR GREY
30REBBO BONE
30REBDA DARK

30x30 12"x12"



Rectified
 ± 9 mm ■ R10
 12x 110 **MQ** *
REBWH WHITE
REBGR GREY
REBBO BONE
REBDA DARK

* Vendita su ordinazione.
 Available upon request.

10x30 4"x12"



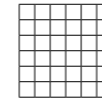
Rectified
 ± 9 mm ■ R10
 32x 150 **MQ** *
10REBWH WHITE
10REBGR GREY
10REBBO BONE
10REBDA DARK

* Vendita su ordinazione.
 Available upon request.

REBEL COLLECTION

DECORI DECORS

30x30 12"x12"



Mosaico 5x5 su Rete
Rectified R10
 11x 14 **PZ** *
REBTOZWH WHITE
REBTOZGR GREY
REBTOZBO BONE
REBTOZDA DARK
REBTOZOL OLIVE
REBTOZBL BLUE

* Vendita tassativa a scatole complete. Sale in full boxes only.

60x120 24"x48"



STARDUST WARM
Rectified R10
 ± 9 mm ■
120STAWA
 (3 Soggetti/graphic subjects)
 2x 118 **MQ** * **MIX**



STARDUST COLD
Rectified R10
 ± 9 mm ■
120STACO
 (3 Soggetti/graphic subjects)
 2x 118 **MQ** * **MIX**

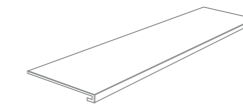
* **MIX**
 I decori sono soggetti misti e sono inscatolati in modo casuale. Decorations are mixed subjects and are randomly packed.

PEZZI SPECIALI SPECIAL TRIMS

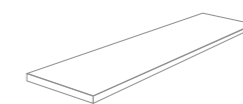
Disponibili in tutti i colori . Available in all colors



Battiscopa Digitale
 SKIRTING
6x60 2.4"x24"
 15x 14 **PZ**



Gradino Lineare Costa Retta
 STEP *
33x120x3 13"x48"x1.2"
 2x 250 **PZ**



Angolare Costa Retta
 CORNER STEP *
33x120x3 13"x48"x1.2"
 2x
ANGOLARE DX 263 **PZ**
ANGOLARE SX 263 **PZ**
ANGOLARE DX/SX 289 **PZ**



Guarda la tabella completa dei pezzi speciali a pagina 230
 View the complete special trims tabel at page 230

* Disponibile solo su ordinazione.
 Available on demand

REBEL	pz/box	mq/box	kg/box	box/pal	mq/pal	kg/pal
60x120 24"x48" Rectified R10	2	1,44	28,40	36	51,84	1022,40
60x60 24"x24" Rectified R10	3	1,08	21,30	40	43,20	852,00
30x60 12"x24" Rectified R10	6	1,08	21,00	48	51,84	1008,00
30x30 12"x12" Rectified R10	12	1,08	21,00	48	51,84	1008,00
10x30 4"x12" Rectified R10	32	0,96	19,30	36	34,56	694,80

■ Fino ad esaurimento scorte, in seguito lo spessore passerà a 9,5 mm. Per i nuovi imballi vedere tabella a pag. 233
 While stock lasts, then the thickness will become 9,5 mm. For the new packaging see the table at pag. 233

TERRÆ



GRES PORCELLANATO SMALTATO
GLAZED PORCELAIN TILE




COLORI
COLORS



BEIGE



WHITE



GREY

FORMATI
SIZES

R10

9 mm

60x120 24"x48" Rectified

60x60 24"x24" Rectified

30x60 12"x24" Rectified

30x30 12"x12" Rectified

10x30 4"x12" Rectified

R11

OUT

9 mm


60x120 24"x48" Rectified

60x60 24"x24" Rectified

30x60 12"x24" Rectified

30x30 12"x12" Rectified









BEIGE



WHITE



GREY

FORMATI SIZES



60x120 24"x48"



Rectified

± 9 mm ■ R10

2x 118 **MQ**

120TERWH WHITE
120TERBE BEIGE
120TERGR GREY

Rectified

± 9 mm ■ R11

2x 118 **MQ**

120TERWHG WHITE
120TERBEG BEIGE
120TERGRG GREY



60x60 24"x24"



Rectified

± 9 mm ■ R10

3x 102 **MQ**

60TERWH WHITE
60TERBE BEIGE
60TERGR GREY

Rectified

± 9 mm ■ R11

3x 102 **MQ**

60TERWHG WHITE
60TERBEG BEIGE
60TERGRG GREY



30x60 12"x24"



Rectified

± 9 mm ■ R10

6x 102 **MQ**

30TERWH WHITE
30TERBE BEIGE
30TERGR GREY

Rectified

± 9 mm ■ R11

6x 102 **MQ**

30TERWHG WHITE
30TERBEG BEIGE
30TERGRG GREY



30x30 12"x12"



Rectified

± 9 mm ■ R10

12x 110 **MQ** *

TERWH WHITE
TERBE BEIGE
TERGR GREY

Rectified

± 9 mm ■ R11


12x 110 **MQ** *

TERWHG WHITE
TERBEG BEIGE
TERGRG GREY



* Vendita su ordinazione.
Available upon request.

10x30 4"x12"



Rectified

± 9 mm ■ R10

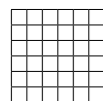
32x 150 **MQ** *

10TERWH WHITE
10TERBE BEIGE
10TERGR GREY

* Vendita su ordinazione.
Available upon request.

DECORI DECORS

30x30 12"x12"



Mosaico 5x5 su Rete

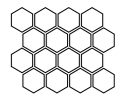
Rectified R10

11x 14 **PZ** *

TERMOSWH WHITE
TERMOSBE BEIGE
TERMOSGR GREY

* Vendita tassativa a scatole
complete. Sale in full boxes only.

29x25 11.5"x10"



Mosaico Esagona su rete

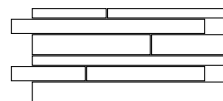
Rectified R10

6x 42 **PZ** *

TERESAWH WHITE
TERESABE BEIGE
TERESAGR GREY

* Vendita tassativa a scatole
complete. Ordine minimo 60 scatole
/ colore (1 pallet completo).
Sale in full boxes only. Minimum
order 60 boxes / color (1 full pallet).

29x60 11.5"x24"



Muretto su rete

Rectified R10

6x 42 **PZ** *

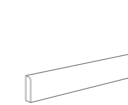
TERMURWH WHITE
TERMURBE BEIGE
TERMURGR GREY

* Vendita tassativa a scatole
complete. Ordine minimo 30 scatole
/ colore (1 pallet completo).
Sale in full boxes only. Minimum
order 30 boxes / color (1 full pallet).

TERRÆ COLLECTION

PEZZI SPECIALI SPECIAL TRIMS

Disponibili in tutti i colori . Available in all colors

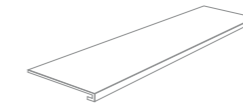


Battiscopa Digitale

SKIRTING

6x60 2.4"x24"

15x 14 **PZ**

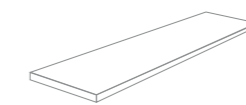


Gradino Lineare Costa Retta

STEP *

33x120x3 13"x48"x1.2"

2x 250 **PZ**



Angolare Costa Retta

CORNER STEP *

33x120x3 13"x48"x1.2"

2x

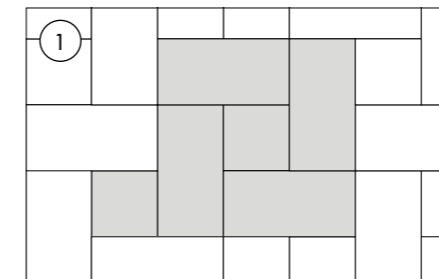
ANGOLARE DX 263 **PZ**
ANGOLARE SX 263 **PZ**
ANGOLARE DX/SX 289 **PZ**



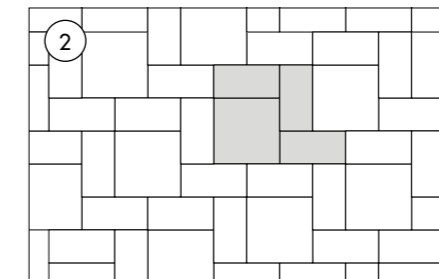
Guarda la tabella completa
dei pezzi speciali a pagina 230
View the complete special
trims tabel at page 230

* Disponibile solo su ordinazione.
Available on demand

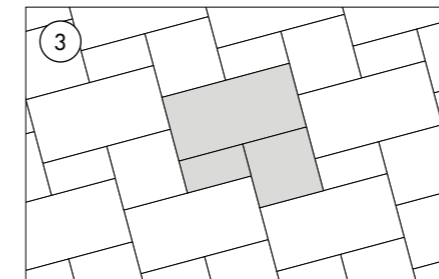
SUGGERIMENTI DI POSA LAYING SUGGESTIONS



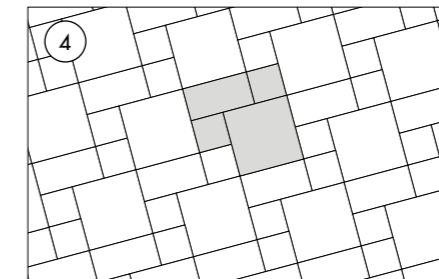
formati sizes	pz/modulo	%/mq	pz/mq
60x120	4	80	1,11
60x60	2	20	0,55



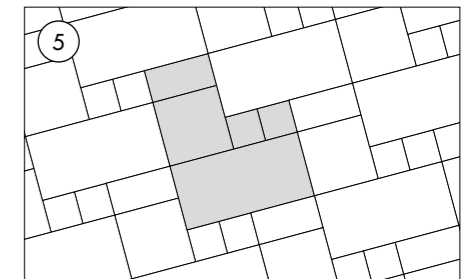
formati sizes	pz/modulo	%/mq	pz/mq
60x60	1	40	1,11
30x60	3	60	3,33



formati sizes	pz/modulo	%/mq	pz/mq
60x120	1	57,14	0,79
60x60	1	28,57	0,79
30x60	1	14,28	0,79



formati sizes	pz/modulo	%/mq	pz/mq
60x60	1	50	1,39
30x60	1	25	1,39
30x30	2	25	2,78



formati sizes	pz/modulo	%/mq	pz/mq
60x120	1	50	0,69
60x60	1	25	0,69
30x60	1	12,5	0,69
30x30	2	12,5	1,38

TERRÆ

	pz/box	mq/box	kg/box	box/pal	mq/pal	kg/pal
60x120 24"x48" Rectified R10 / R11	2	1,44	28,40	36	51,84	1022,40
60x60 24"x24" Rectified R10 / R11	3	1,08	21,30	40	43,20	852,00
30x60 12"x24" Rectified R10 / R11	6	1,08	21,00	48	51,84	1008,00
30x30 12"x12" Rectified R10 / R11	12	1,08	21,00	48	51,84	1008,00
10x30 4"x12" Rectified R10	32	0,96	19,30	36	34,56	694,80

■ Fino ad esaurimento scorte, in seguito lo spessore passerà a 9,5 mm. Per i nuovi imballi vedere tabella a pag. 233
While stock lasts, then the thickness will become 9,5 mm. For the new packaging see the table at pag. 233



SPATULA



GRES PORCELLANATO SMALTATO
GLAZED PORCELAIN TILE



COLORI
COLORS



V2



WHITE

BONE

GREY

ANTRACITE

FORMATI
SIZES

R10

9 mm

120x120 48"x48" Rectified

60x120 24"x48" Rectified

80x80 32"x32" Rectified

40x80 16"x32" Rectified

60x60 24"x24" Rectified

30x60 12"x24" Rectified

30x30 12"x12" Rectified

10x30 4"x12" Rectified

R11 OUT

9 mm

60x120 24"x48" Rectified

60x60 24"x24" Rectified

30x60 12"x24" Rectified

30x30 12"x12" Rectified


R11 OUT


20 mm

60x60 24"x24" Rectified










BONE



WHITE



GREY



ANTRACITE

SPATULA

FORMATI SIZES

120x120 48"x48"



Rectified
 ± 9 mm R10
 2x 155 MQ
 SPAWH120 WHITE
 SPABO120 BONE
 SPAGR120 GREY
 SPAAN120 ANTRACITE

60x120 24"x48"



Rectified
 ± 9 mm R10
 2x 118 MQ
 120SPAWH WHITE
 120SPABO BONE
 120SPAGR GREY
 120SPAAN ANTRACITE

Rectified
 ± 9 mm R11
 2x 118 MQ
 120SPABOG BONE
 120SPAGRG GREY
 120SPAANG ANTRACITE

80x80 32"x32"



Rectified
 ± 9 mm R10
 2x 118 MQ
 80SPAWH WHITE
 80SPABO BONE
 80SPAGR GREY
 80SPAAN ANTRACITE


40x80 16"x32"



Rectified
 ± 9 mm R10
 3x 118 MQ
 40SPAWH WHITE
 40SPABO BONE
 40SPAGR GREY
 40SPAAN ANTRACITE

* Vendita su ordinazione.
 Available upon request.

60x60 24"x24"



Rectified
 ± 9 mm R10
 3x 102 MQ
 60SPAWH WHITE
 60SPABO BONE
 60SPAGR GREY
 60SPAAN ANTRACITE

Rectified
 ± 9 mm R11
 3x 102 MQ
 60SPABOG BONE
 60SPAGRG GREY
 60SPAANG ANTRACITE

Rectified
 ± 2 cm R11 *
 2x 141 MQ
 260SPABO BONE
 260SPAGR GREY
 260SPAAN ANTRACITE
 * Raccomandazioni di posa a pag. 239
 Laying recommendations at pag.239


30x60 12"x24"



Rectified
 ± 9 mm R10
 6x 102 MQ
 30SPAWH WHITE
 30SPABO BONE
 30SPAGR GREY
 30SPAAN ANTRACITE

Rectified
 ± 9 mm R11
 6x 102 MQ
 30SPABOG BONE
 30SPAGRG GREY
 30SPAANG ANTRACITE


30x30 12"x12"



Rectified
 ± 9 mm R10
 12x 110 MQ
 SPAWH WHITE
 SPABO BONE
 SPAGR GREY
 SPAAN ANTRACITE

Rectified
 ± 9 mm R11
 12x 110 MQ
 SPABOG BONE
 SPAGRG GREY
 SPAANG ANTRACITE


* Vendita su ordinazione.
 Available upon request.



SPATULA COLLECTION

FORMATI SIZES

10x30 4"x12"

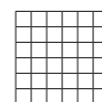


Rectified
 ± 9 mm R10
 32x 150 MQ
 10SPAWH WHITE
 10SPABO BONE
 10SPAGR GREY
 10SPAAN ANTRACITE

* Vendita su ordinazione.
 Available upon request.

DECORI DECORS

30x30 12"x12"




Mosaico 5x5 su Rete
Rectified R10
 11x 14 PZ
 SPAMOSWH WHITE
 SPAMOSBO BONE
 SPAMOSGR GREY
 SPAMOSAN ANTRACITE

* Vendita tassativa a scatole
 complete. Sale in full boxes only.

60x120 24"x48"



VICTORIAN BLUE
Rectified R10
 ± 9 mm R10
 SPAVICBL
 2x 118 MQ



VICTORIAN ORANGE
Rectified R10
 ± 9 mm R10
 SPAVICOR
 2x 118 MQ

Posa consigliata con fuga 2 mm.
 La ripresa grafica tra i decori può
 avere un tolleranza contenuta in
 2 cm. Recommended installation
 with 2 mm joint. The tile graphic
 between the decorations can
 have a tolerance included in 2 cm.

PEZZI SPECIALI SPECIAL TRIMS

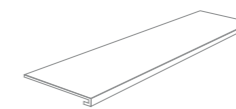
Disponibili in tutti i colori . Available in all colors



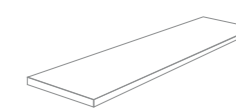
Battiscopa Digitale
 SKIRTING
 6x80 2.4"x32"
 8x 22 PZ



Battiscopa Digitale
 SKIRTING
 6x60 2.4"x24"
 15x 14 PZ



Gradino Lineare Costa Retta
 STEP *
 33x120x3 13"x48"x1.2"
 2x 250 PZ



Angolare Costa Retta
 CORNER STEP *
 33x120x3 13"x48"x1.2"
 2x
 ANGOLARE DX 263 PZ
 ANGOLARE SX 263 PZ
 ANGOLARE DX/SX 289 PZ



Guarda la tabella completa
 dei pezzi speciali a pagina 230
 View the complete special
 trims tabel at page 230

* Disponibile solo su ordinazione.
 Available on demand

SPATULA

	pz/box	mq/box	kg/box	box/pal	mq/pal	kg/pal
120x120 48"x48" Rectified R10	2	2,88	55,90	18	51,84	1006,20
60x120 24"x48" Rectified R10 / R11	2	1,44	28,40	36	51,84	1022,40
80x80 32"x32" Rectified R10	2	1,28	24,96	40	51,20	998,40
40x80 16"x32" Rectified R10	3	0,96	18,66	28	26,88	522,48
60x60 24"x24" Rectified R11 ± 2 cm	2	0,72	33,00	32	23,04	1056,00
60x60 24"x24" Rectified R10 / R11	3	1,08	21,30	40	43,20	852,00
30x60 12"x24" Rectified R10 / R11	6	1,08	21,00	48	51,84	1008,00
30x30 12"x12" Rectified R10 / R11	12	1,08	21,00	48	51,84	1008,00
10x30 4"x12" Rectified R10	32	0,96	19,30	36	34,56	694,80

* Fino ad esaurimento scorte, in seguito lo spessore passerà a 9,5 mm. Per i nuovi imballi vedere tabella a pag. 233
 While stock lasts, then the thickness will become 9,5 mm. For the new packaging see the table at pag. 233

AREA



GRES PORCELLANATO SMALTATO
GLAZED PORCELAIN TILE



COLORI
COLORS



V2



AVORIO



BEIGE



GRIGIO



ANTRACITE



LAVAGNA

FORMATI
SIZES

R10

$\frac{3}{32}$ 9 mm

60x120 24"x48" Rectified

80x80 32"x32" Rectified

60x60 24"x24" Rectified

30x60 12"x24" Rectified

10x30 4"x12" Rectified





AVORIO



BEIGE



GRIGIO



ANTRACITE



LAVAGNA

AREA



FORMATI SIZES

60x120 24"x48"




Rectified
 ± 9 mm ■ R10
 2x 118 **MQ**
120AREAV AVORIO
120AREBE BEIGE
120AREGR GRIGIO
120AREAN ANTRACITE
120ARELA LAVAGNA

80x80 32"x32"



Rectified
 ± 9 mm R10
 2x 118 **MQ**
80AREAV AVORIO
80AREBE BEIGE
80AREGR GRIGIO
80AREAN ANTRACITE
80ARELA LAVAGNA

60x60 24"x24"



Rectified
 ± 9 mm ■ R10
 3x 102 **MQ**
60AREAV AVORIO
60AREBE BEIGE
60AREGR GRIGIO
60AREAN ANTRACITE
60ARELA LAVAGNA

30x60 12"x24"



Rectified
 ± 9 mm ■ R10
 6x 102 **MQ**
30AREAV AVORIO
30AREBE BEIGE
30AREGR GRIGIO
30AREAN ANTRACITE
30ARELA LAVAGNA

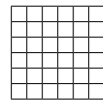
10x30 4"x12"



Rectified
 ± 9 mm ■ R10
 32x 150 **MQ** *
10AREAV AVORIO
10AREBE BEIGE
10AREGR GRIGIO
10AREAN ANTRACITE
10ARELA LAVAGNA

DECORI DECORS

30x30 12"x12"



Mosaico 5x5 su Rete
Rectified R10
 11x 14 **PZ** *
NAREMOSAV AVORIO
NAREMOSBE BEIGE
NAREMOSGR GRIGIO
NAREMOSAN ANTRACITE
NAREMOSLA LAVAGNA

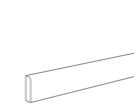
* Vendita su ordinazione.
 Available upon request.

* Vendita tassativa a scatole
 complete. Sale in full boxes only.

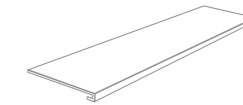
AREA COLLECTION

PEZZI SPECIALI SPECIAL TRIMS

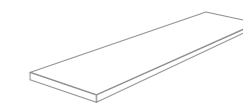
Disponibili in tutti i colori . Available in all colors



Battiscopa Digitale
 SKIRTING
6x60 2.4"x24"
 15x 14 **PZ**



Gradino Lineare Costa Retta
 STEP *
33x120x3 13"x48"x1.2"
 2x 250 **PZ**



Angolare Costa Retta
 CORNER STEP *
33x120x3 13"x48"x1.2"
 2x
ANGOLARE DX 263 **PZ**
ANGOLARE SX 263 **PZ**
ANGOLARE DX/SX 289 **PZ**



Guarda la tabella completa
 dei pezzi speciali a pagina 230
 View the complete special
 trims tabel at page 230

* Disponibile solo su ordinazione.
 Available on demand



AREA	pz/box	mq/box	kg/box	box/pal	mq/pal	kg/pal
60x120 24"x48" Rectified R10	2	1,44	28,40	36	51,84	1022,40
80x80 32"x32" Rectified R10	2	1,28	24,96	40	51,20	998,40
60x60 24"x24" Rectified R10	3	1,08	21,30	40	43,20	852,00
30x60 12"x24" Rectified R10	6	1,08	21,00	48	51,84	1008,00
10x30 4"x12" Rectified R10	32	0,96	19,30	36	34,56	694,80

* Fino ad esaurimento scorte, in seguito lo spessore passerà a 9,5 mm. Per i nuovi imballi vedere tabella a pag. 233
 While stock lasts, then the thickness will become 9,5 mm. For the new packaging see the table at pag. 233


SOUL



GRES PORCELLANATO SMALTATO
GLAZED PORCELAIN TILE



COLORI
COLORS



WHITE



IVORY



GREY



SMOKE

FORMATI
SIZES

R10

9 mm

120x120 48"x48" Rectified

60x120 24"x48" Rectified

60x60 24"x24" Rectified

30x60 12"x24" Rectified

30x30 12"x12" Rectified

10x30 4"x12" Rectified

R11 OUT

9 mm

60x120 24"x48" Rectified

60x60 24"x24" Rectified

30x60 12"x24" Rectified

30x30 12"x12" Rectified

R11 OUT


20 mm

60x120 24"x48" Rectified









IVORY




WHITE




GREY



SMOKE



120x120 48"x48"



Rectified
 ± 9 mm R10
 2x 155 **MQ**
SOUWH120 WHITE
SOUIV120 IVORY
SOUGR120 GREY
SOUSM120 SMOKE

60x120 24"x48"




Rectified
 ± 9 mm R10
 2x 118 **MQ**
120SOUWH WHITE
120SOUIV IVORY
120SOUGR GREY
120SOUSM SMOKE

Rectified
 ± 9 mm R11
 2x 118 **MQ**
120SOUWHG WHITE
120SOUIVG IVORY
120SOUGRG GREY

Rectified
 ± 2 cm R11
 1x 170 **MQ**
2120SOUWHG WHITE
2120SOUIVG IVORY
2120SOUGRG GREY

* Raccomandazioni di posa a pag. 239
 Laying recommendations at pag.239

60x60 24"x24"



Rectified
 ± 9 mm R10
 3x 102 **MQ**
60SOUWH WHITE
60SOUIV IVORY
60SOUGR GREY
60SOUSM SMOKE

Rectified
 ± 9 mm R11
 3x 102 **MQ**
60SOUWHG WHITE
60SOUIVG IVORY
60SOUGRG GREY

30x60 12"x24"



Rectified
 ± 9 mm R10
 6x 102 **MQ**
30SOUWH WHITE
30SOUIV IVORY
30SOUGR GREY
30SOUSM SMOKE

Rectified
 ± 9 mm R11
 6x 102 **MQ**
30SOUWHG WHITE
30SOUIVG IVORY
30SOUGRG GREY

30x30 12"x12"



Rectified
 ± 9 mm R10
 12x 110 **MQ** *
SOUWH WHITE
SOUIV IVORY
SOUGR GREY
SOUSM SMOKE

Rectified
 ± 9 mm R11
 12x 110 **MQ** *
SOUWHG WHITE
SOUIVG IVORY
SOUGRG GREY

* Vendita su ordinazione.
 Available upon request.

10x30 4"x12"



Rectified
 ± 9 mm R10
 32x 150 **MQ** *
10SOUWH WHITE
10SOUIV IVORY
10SOUGR GREY
10SOUSM SMOKE

* Vendita su ordinazione.
 Available upon request.

DECORI DECORS

30x30 12"x12"

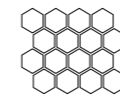


Mosaico 5x5 su Rete
Rectified R10
 11x 14 **PZ** *
SOUTOZWH WHITE
SOUTOZIV IVORY
SOUTOZGR GREY
SOUTOZSM SMOKE

* Vendita tassativa a scatole complete. Sale in full boxes only.

DECORI DECORS

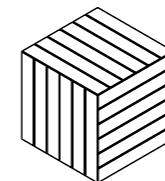
29x25 11.5"x10"



Mosaico Esagona su rete
Rectified R10
 6x 42 **PZ** *
SOUESAWH WHITE
SOUESAIV IVORY
SOUESAGR GREY
SOUESASM SMOKE

* Vendita tassativa a scatole complete. Ordine minimo 60 scatole / colore (1 pallet completo). Sale in full boxes only. Minimum order 60 boxes / color (1 full pallet).

39x46 15"x18"



Esagona T18 su rete ♦
Rectified R10
 4x 51 **PZ** *
SOUESAWH18 WHITE
SOUESAIV18 IVORY
SOUESAGR18 GREY
SOUESASM18 SMOKE
SOUESAMI18 MIX

♦ Disponibile nella versione Mix..
 Fai la tua scelta! Available Mix version...Make you choice!

* Vendita tassativa a scatole complete. Ordine minimo 90 scatole / colore (3 pallet completi). Sale in full boxes only. Minimum order 90 boxes / color (3 full pallets).

PEZZI SPECIALI SPECIAL TRIMS

Disponibili in tutti i colori . Available in all colors



Battiscopa Digitale
 SKIRTING
6x60 2.4"x24"
 15x 14 **PZ**



Gradino Lineare Costa Retta
 STEP ♦
33x120x3 13"x48"x1.2"
 2x 250 **PZ**



Angolare Costa Retta
 CORNER STEP ♦
33x120x3 13"x48"x1.2"
 2x
ANGOLARE DX 263 **PZ**
ANGOLARE SX 263 **PZ**
ANGOLARE DX/SX 289 **PZ**



Guarda la tabella completa dei pezzi speciali a pagina 230
 View the complete special trims tabel at page 230

* Disponibile solo su ordinazione.
 Available on demand

SOUL

	pz/box	mq/box	kg/box	box/pal	mq/pal	kg/pal
120x120 48"x48" Rectified R10	2	2,88	55,90	18	51,84	1006,20
60x120 24"x48" Rectified R11 ± 2 cm	1	0,72	34,00	30	21,60	1020,00
60x120 24"x48" Rectified R10 / R11	2	1,44	28,40	36	51,84	1022,40
60x60 24"x24" Rectified R10 / R11	3	1,08	21,30	40	43,20	852,00
30x60 12"x24" Rectified R10 / R11	6	1,08	21,00	48	51,84	1008,00
30x30 12"x12" Rectified R10 / R11	12	1,08	21,00	48	51,84	1008,00
10x30 4"x12" Rectified R10	32	0,96	19,30	36	34,56	694,80

♦ Fino ad esaurimento scorte, in seguito lo spessore passerà a 9,5 mm. Per i nuovi imballi vedere tabella a pag. 233
 While stock lasts, then the thickness will become 9,5 mm. For the new packaging see the table at pag. 233

WALS 2.0



GRES PORCELLANATO SMALTATO
GLAZED PORCELAIN TILE



COLORI
COLORS



WHITE

IVORY

GREY

DARK

FORMATI
SIZES

R10

$\frac{9}{16}$ 9 mm

60x120 24"x48" Rectified

60x60 24"x24" Rectified

30x60 12"x24" Rectified

30x30 12"x12" Rectified

10x30 4"x12" Rectified

R11 **OUT**

$\frac{9}{16}$ 9 mm

60x120 24"x48" Rectified

60x60 24"x24" Rectified

30x60 12"x24" Rectified

30x30 12"x12" Rectified









IVORY



WHITE



GREY



DARK

WALS 2.0

FORMATI SIZES

60x120 24"x48"



Rectified

± 9 mm ■ R10

2x

118 **MQ**

N120WALWH WHITE
N120WALIV IVORY
N120WALGR GREY
N120WALDA DARK

Rectified

± 9 mm ■ R11


2x

118 **MQ**

N120WALWHG WHITE
N120WALIVG IVORY
N120WALGRG GREY



60x60 24"x24"



Rectified

± 9 mm ■ R10

3x

102 **MQ**

N60WALWH WHITE
N60WALIV IVORY
N60WALGR GREY
N60WALDA DARK

Rectified

± 9 mm ■ R11

3x

102 **MQ**

N60WALWHG WHITE
N60WALIVG IVORY
N60WALGRG GREY



30x60 12"x24"



Rectified

± 9 mm ■ R10

6x

102 **MQ**

N30WALWH WHITE
N30WALIV IVORY
N30WALGR GREY
N30WALDA DARK

Rectified

± 9 mm ■ R11

6x

102 **MQ**

N30WALWHG WHITE
N30WALIVG IVORY
N30WALGRG GREY



30x30 12"x12"



Rectified

± 9 mm ■ R10

12x

110 **MQ** *

NWALWH WHITE
NWALIV IVORY
NWALGR GREY
NWALDA DARK

Rectified

± 9 mm ■ R11

12x

110 **MQ** *

NWALWHG WHITE
NWALIVG IVORY
NWALGRG GREY



* Vendita su ordinazione.
Available upon request.

10x30 4"x12"



Rectified

± 9 mm ■ R10

32x

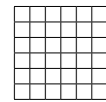
150 **MQ** *

10WALWH WHITE
10WALIV IVORY
10WALGR GREY
10WALDA DARK

* Vendita su ordinazione.
Available upon request.

DECORI DECORS

30x30 12"x12"



Mosaico 5x5 su Rete

Rectified R10

11x

14 **PZ** *

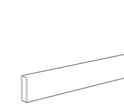
NWALTOZWH WHITE
NWALTOZIV IVORY
NWALTOZGR GREY
NWALTOZDA DARK

* Vendita tassativa a scatole
complete. Sale in full boxes only.

WALS 2.0 COLLECTION

PEZZI SPECIALI SPECIAL TRIMS

Disponibili in tutti i colori . Available in all colors



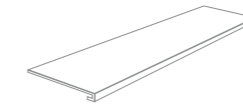
Battiscopa Digitale

SKIRTING

6x60 2.4"x24"

15x

14 **PZ**



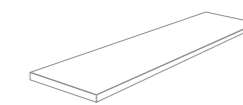
Gradino Lineare Costa Retta

STEP *

33x120x3 13"x48"x1.2"

2x

250 **PZ**



Angolare Costa Retta

CORNER STEP *

33x120x3 13"x48"x1.2"

2x

ANGOLARE DX 263 **PZ**
ANGOLARE SX 263 **PZ**
ANGOLARE DX/SX 289 **PZ**



Guarda la tabella completa
dei pezzi speciali a pagina 230
View the complete special
trims tabel at page 230

* Disponibile solo su ordinazione.
Available on demand



WALS 2.0

	pz/box	mq/box	kg/box	box/pal	mq/pal	kg/pal
60x120 24"x48" Rectified R10 / R11	2	1,44	28,40	36	51,84	1022,40
60x60 24"x24" Rectified R10 / R11	3	1,08	21,30	40	43,20	852,00
30x60 12"x24" Rectified R10 / R11	6	1,08	21,00	48	51,84	1008,00
30x30 12"x12" Rectified R10 / R11	12	1,08	21,00	48	51,84	1008,00
10x30 4"x12" Rectified R10	32	0,96	19,30	36	34,56	694,80

* Fino ad esaurimento scorte, in seguito lo spessore passerà a 9,5 mm. Per i nuovi imballi vedere tabella a pag. 233
While stock lasts, then the thickness will become 9,5 mm. For the new packaging see the table at pag. 233

E.STONE



GRES PORCELLANATO SMALTATO
GLAZED PORCELAIN TILE



COLORI
COLORS



V2



BIANCO



GRIGIO



PIOMBO



SABBIA



TORTORA



TABACCO

FORMATI
SIZES

R10

9 mm

60x120 24"x48" Rectified

60x60 24"x24" Rectified

30x60 12"x24" Rectified

10x30 4"x12" Rectified

R11

OUT

9 mm

60x60 24"x24" Rectified

30x60 12"x24" Rectified






E.STONE COLLECTION




BIANCO



GRIGIO



PIOMBO



SABBIA




TORTORA



TABACCO

FORMATI SIZES




60x120 24"x48"



Rectified
 ± 9 mm ■ R10
 2x 118 **MQ**
120ECOB1 BIANCO
120ECOGR GRIGIO
120ECOPI PIOMBO
120ECOSA SABBIA
120ECOTO TORTORA
120ECOTA TABACCO

60x60 24"x24"



Rectified
 ± 9 mm ■ R10
 3x 102 **MQ**
60ECOB1 BIANCO
60ECOGR GRIGIO
60ECOPI PIOMBO
60ECOSA SABBIA
60ECOTO TORTORA
60ECOTA TABACCO

Rectified
 ± 9 mm ■ R11
 3x 102 **MQ**
N60ECOBIG BIANCO
N60ECOGRG GRIGIO
N60ECOSAG SABBIA

30x60 12"x24"



Rectified
 ± 9 mm ■ R10
 6x 102 **MQ**
30ECOB1 BIANCO
30ECOGR GRIGIO
30ECOPI PIOMBO
30ECOSA SABBIA
30ECOTO TORTORA
30ECOTA TABACCO

Rectified
 ± 9 mm ■ R11
 6x 102 **MQ**
N30ECOBIG BIANCO
N30ECOGRG GRIGIO
N30ECOSAG SABBIA

10x30 4"x12"

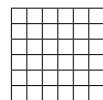


Rectified
 ± 9 mm ■ R10
 32x 150 **MQ** *
10ECOB1 BIANCO
10ECOGR GRIGIO
10ECOPI PIOMBO
10ECOSA SABBIA
10ECOTO TORTORA
10ECOTA TABACCO

* Vendita su ordinazione.
 Available upon request.

DECORI DECORS

30x30 12"x12"



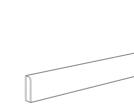
Mosaico 5x5 su Rete
Rectified R10
 11x 14 **PZ** *
NECOTOZBI BIANCO
NECOTOZGR GRIGIO
NECOTOZPI PIOMBO
NECOTOZSA SABBIA
NECOTOZTO TORTORA
NECOTOZTA TABACCO

* Vendita tassativa a scatole complete. Sale in full boxes only.

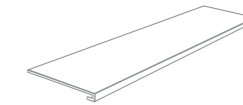
E.STONE COLLECTION

PEZZI SPECIALI SPECIAL TRIMS

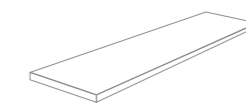
Disponibili in tutti i colori . Available in all colors



Battiscopa Digitale
 SKIRTING
6x60 2.4"x24"
 15x 14 **PZ**



Gradino Lineare Costa Retta
 STEP *
33x120x3 13"x48"x1.2"
 2x 250 **PZ**



Angolare Costa Retta
 CORNER STEP *
33x120x3 13"x48"x1.2"
 2x
ANGOLARE DX 263 **PZ**
ANGOLARE SX 263 **PZ**
ANGOLARE DX/SX 289 **PZ**



Guarda la tabella completa
 dei pezzi speciali a pagina 230
 View the complete special
 trims tabel at page 230

* Disponibile solo su ordinazione.
 Available on demand



E.STONE

	pz/box	mq/box	kg/box	box/pal	mq/pal	kg/pal
60x120 24"x48" Rectified R10	2	1,44	28,40	36	51,84	1022,40
60x60 24"x24" Rectified R10 / R11	3	1,08	21,30	40	43,20	852,00
30x60 12"x24" Rectified R10 / R11	6	1,08	21,00	48	51,84	1008,00
10x30 4"x12" Rectified R10	32	0,96	19,30	36	34,56	694,80

* Fino ad esaurimento scorte, in seguito lo spessore passerà a 9,5 mm. Per i nuovi imballi vedere tabella a pag. 233
 While stock lasts, then the thickness will become 9,5 mm. For the new packaging see the table at pag. 233

NORDSTONE GRIGIO

PAVIMENTO E RIVESTIMENTO FLOOR AND WALL TILE

NORDSTONE



GRES PORCELLANATO SMALTATO
GLAZED PORCELAIN TILE




COLORI
COLORS




BIANCO



BEIGE



GRIGIO



PIOMBO



NERO

FORMATI
SIZES

R10

$\frac{3}{16}$ 9 mm


60x120 24"x48" Rectified

60x60 24"x24" Rectified


30x60 12"x24" Rectified

10x30 4"x12" Rectified









BIANCO

BEIGE

GRIGIO

PIOMBO

NERO



FORMATI SIZES

60x120 24"x48"



Rectified

± 9 mm ■ R10

2x

118

N120NSBI	BIANCO
N120NSBE	BEIGE
N120NSGR	GRIGIO
N120NSPI	PIOMBO
N120NSNE	NERO

60x60 24"x24"



Rectified

± 9 mm ■ R10

3x

102

60NSBI	BIANCO
60NSBE	BEIGE
60NSGR	GRIGIO
60NSPI	PIOMBO
60NSNE	NERO

30x60 12"x24"



Rectified

± 9 mm ■ R10

6x

102

30NSBI	BIANCO
30NSBE	BEIGE
30NSGR	GRIGIO
30NSPI	PIOMBO
30NSNE	NERO

10x30 4"x12"



Rectified

± 9 mm ■ R10

32x

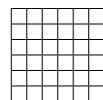
150

N10NSBI	BIANCO
N10NSBE	BEIGE
N10NSGR	GRIGIO
N10NSPI	PIOMBO
N10NSNE	NERO

* Vendita su ordinazione.
Available upon request.

DECORI DECORS

30x30 12"x12"



Mosaico 5x5 su Rete

Rectified R10

11x

14

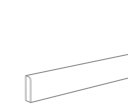
NNSTOZBI	BIANCO
NNSTOZBE	BEIGE
NNSTOZGR	GRIGIO
NNSTOZPI	PIOMBO
NNSTOZNE	NERO

* Vendita tassativa a scatole complete. Sale in full boxes only.

NORDSTONE COLLECTION

PEZZI SPECIALI SPECIAL TRIMS

Disponibili in tutti i colori . Available in all colors



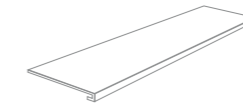
Battiscopa Digitale

SKIRTING

6x60 2.4"x24"

15x

14



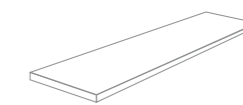
Gradino Lineare Costa Retta

STEP *

33x120x3 13"x48"x1.2"

2x

250



Angolare Costa Retta

CORNER STEP *

33x120x3 13"x48"x1.2"

2x

ANGOLARE DX 263

ANGOLARE SX 263

ANGOLARE DX/SX 289



Guarda la tabella completa dei pezzi speciali a pagina 230
View the complete special trims tabel at page 230

* Disponibile solo su ordinazione.
Available on demand



NORDSTONE

	pz/box	mq/box	kg/box	box/pal	mq/pal	kg/pal
60x120 24"x48" Rectified R10	2	1,44	28,40	36	51,84	1022,40
60x60 24"x24" Rectified R10	3	1,08	21,30	40	43,20	852,00
30x60 12"x24" Rectified R10	6	1,08	21,00	48	51,84	1008,00
10x30 4"x12" Rectified R10	32	0,96	19,30	36	34,56	694,80

* Fino ad esaurimento scorte, in seguito lo spessore passerà a 9,5 mm. Per i nuovi imballi vedere tabella a pag. 233
While stock lasts, then the thickness will become 9,5 mm. For the new packaging see the table at pag. 233

SAXA BEIGE

PAVIMENTO E RIVESTIMENTO FLOOR AND WALL TILE

SAXA



GRES PORCELLANATO SMALTATO
GLAZED PORCELAIN TILE




COLORI
COLORS



V3



GRIGIO



ROSSO



BEIGE



MUSCHIO

FORMATI
SIZES



9,2 mm

25x50 10"x20"

25x25 10"x10"







GRIGIO



ROSSO



BEIGE



MUSCHIO

SAXA

FORMATI SIZES

25x50 10"x20"



± 9,2 mm ■ R11

10x
92 MQ



50SAXGR GRIGIO
50SAXRO ROSSO
50SAXBE BEIGE
50SAXMU MUSCHIO

25x25 10"x10"



± 9,2 mm ■ R11

20x
92 MQ



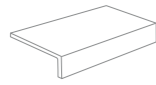
25SAXGR GRIGIO
25SAXRO ROSSO
25SAXBE BEIGE
25SAXMU MUSCHIO

PEZZI SPECIALI SPECIAL TRIMS

Disponibili in tutti i colori . Available in all colors



Battiscopa Digitale
SKIRTING
7,5x50 3"x20"
15x
10 PZ



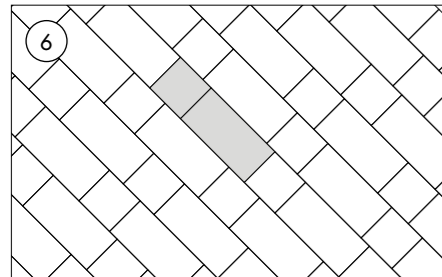
El. L Monolitico R11
MONOLITHIC L ELEMENT
15x30 6"x12"
8x
29 PZ



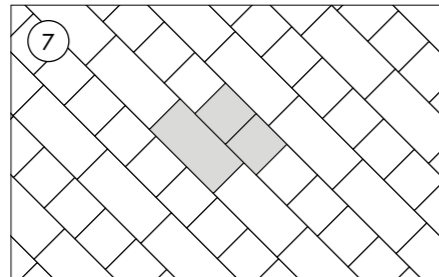
Guarda la tabella completa
dei pezzi speciali a pagina 230
View the complete special
trims tabel at page 230

• Disponibile solo su ordinazione.
Available on demand

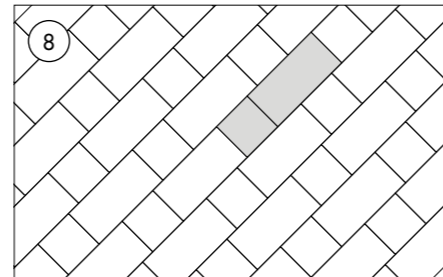
SUGGERIMENTI DI POSA LAYING SUGGESTIONS



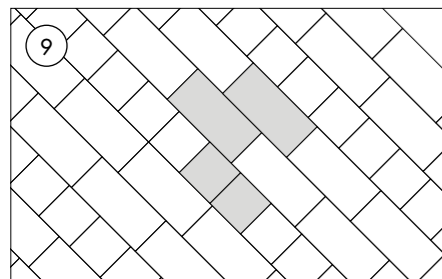
formati sizes	pz/modulo	%/mq	pz/mq
25x25	1	33	5,33
25x50	1	67	5,33



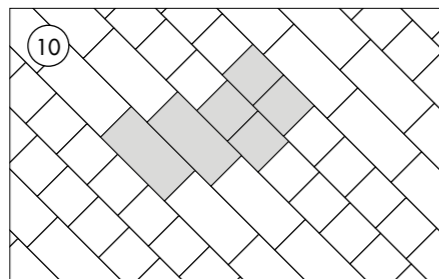
formati sizes	pz/modulo	%/mq	pz/mq
25x25	2	50	8
25x50	1	50	4



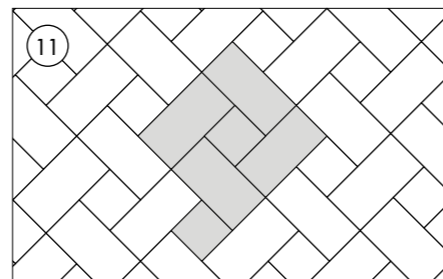
formati sizes	pz/modulo	%/mq	pz/mq
25x25	1	33	5,33
25x50	1	67	5,33



formati sizes	pz/modulo	%/mq	pz/mq
25x25	2	33	5,33
25x50	2	67	5,33



formati sizes	pz/modulo	%/mq	pz/mq
25x25	4	50	8
25x50	2	50	4




formati sizes	pz/modulo	%/mq	pz/mq
25x25	2	20	3,2
25x50	4	80	6,4

SAXA	pz/box	mq/box	kg/box	box/pal	mq/pal	kg/pal
25x50 10"x20" R11	10	1,25	23,60	48	60,00	1132,80
25x25 10"x10" R11	20	1,25	24,20	54	67,50	1306,80

■ Fino ad esaurimento scorte, in seguito lo spessore passerà a 9 mm. Per i nuovi imballi vedere tabella a pag. 233
While stock lasts, then the thickness will become 9 mm. For the new packaging see the table at pag. 233

SAXA GRIGIO



OUTDOOR



GRES PORCELLANATO SMALTATO
GLAZED PORCELAIN TILE



COLORI
COLORS



GREY



WHITE



CREAM

FORMATI
SIZES



$\frac{\Delta}{\Delta}$ 9,5 mm

30x60 12"x24"



$\frac{\Delta}{\Delta}$ 9,2 mm

20x40 8"x16"

20x20 8"x8"



GREY



WHITE



CREAM

OUTDOOR

FORMATI SIZES

30x60 12"x24"



≅ 9,5 mm ■ R11

6x
73 MQ

60OUTGR GREY
60OUTWH WHITE
60OUTCR CREAM



20x40 8"x16"



≅ 9,2 mm ■ R11

14x
69 MQ

40OUTGR GREY
40OUTWH WHITE
40OUTCR CREAM



20x20 8"x8"



≅ 9,2 mm ■ R11

28x
69 MQ

20OUTGR GREY
20OUTWH WHITE
20OUTCR CREAM

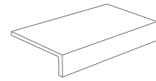


PEZZI SPECIALI SPECIAL TRIMS

Disponibili in tutti i colori . Available in all colors



Battiscopa Digitale
SKIRTING
6x60 2.4"x24"
15x
14 PZ



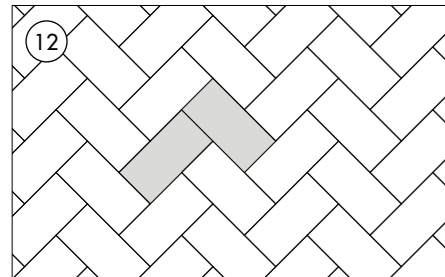
El. L Monolitico R11
MONOLITHIC L ELEMENT *
15x30 6"x12"
8x
29 PZ



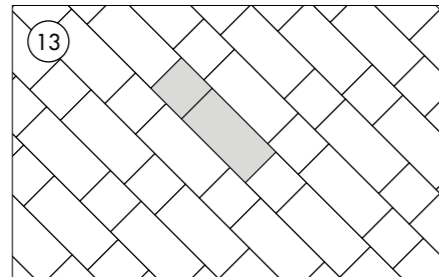
Guarda la tabella completa
dei pezzi speciali a pagina 230
View the complete special
trims tabel at page 230

* Disponibile solo su ordinazione.
Available on demand

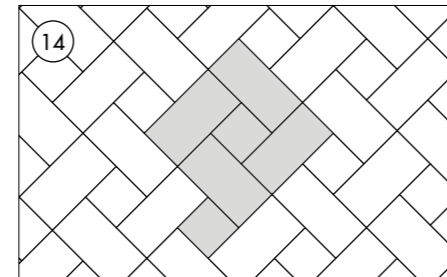
SUGGERIMENTI DI POSA LAYING SUGGESTIONS



formati sizes	pz/modulo	%/mq	pz/mq
20x40	2	100	12,5



formati sizes	pz/modulo	%/mq	pz/mq
20x20	1	33	8,33
20x40	1	67	8,33




formati sizes	pz/modulo	%/mq	pz/mq
20x20	2	20	5
20x40	1	80	8

OUTDOOR

	pz/box	mq/box	kg/box	box/pal	mq/pal	kg/pal
30x60 12"x24" R11	6	1,08	20,50	40	43,20	820,00
20x40 8"x16" R11	14	1,12	20,50	64	71,68	1312,00
20x20 8"x8" R11	28	1,12	20,50	64	71,68	1312,00

■ Fino ad esaurimento scorte, in seguito lo spessore passerà a 8,5 mm (20x40 - 20x20) 9 mm (30x60). Per i nuovi imballi vedere tabella a pag. 233
While stock lasts, then the thickness will become 8,5 mm (8"x16" - 8"x8") 9 mm (12"x24"). For the new packaging see the table at pag. 233

OUTDOOR GREY



PIETRA DEL NORD GRIGIO

PAVIMENTO E RIVESTIMENTO FLOOR AND WALL TILE

PIETRA DEL NORD




GRES PORCELLANATO SMALTATO
GLAZED PORCELAIN TILE



COLORI
COLORS



V2



GRIGIO



PIOMBO



BEIGE

FORMATI
SIZES



$\frac{\Delta}{\Delta}$ 9,2 mm

20x40 8"x16"


20x20 8"x8"



BEIGE



GRIGIO



PIOMBO



PIETRA DEL NORD



FORMATI SIZES

20x40 8"x16"



± 9,2 mm R11

14x
69 MQ



40PNBE BEIGE
40PNGR GRIGIO
40PNPI PIOMBO

20x20 8"x8"



± 9,2 mm R11

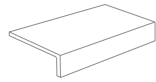
28x
69 MQ



20PNBE BEIGE
20PNGR GRIGIO
20PNPI PIOMBO

PEZZI SPECIALI SPECIAL TRIMS

Disponibili in tutti i colori . Available in all colors



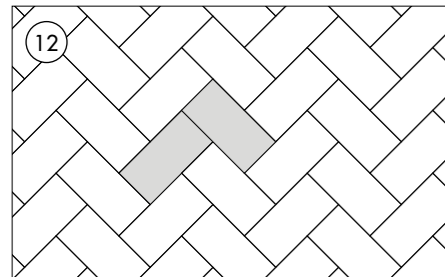
El. L Monolitico R11
MONOLITHIC L ELEMENT *
15x30 6"x12"
8x
29 PZ



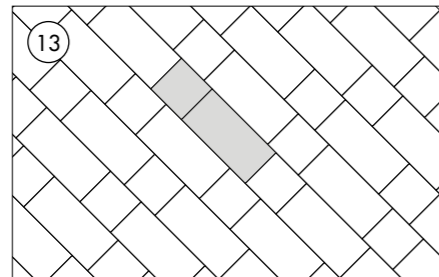
Guarda la tabella completa
dei pezzi speciali a pagina 230
View the complete special
trims tabel at page 230

• Disponibile solo su ordinazione.
Available on demand

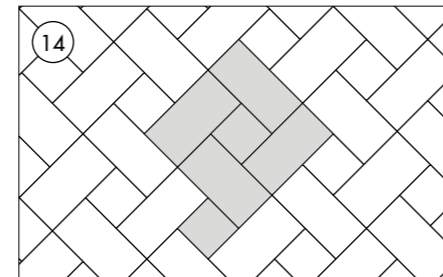
SUGGERIMENTI DI POSA LAYING SUGGESTIONS



formati sizes	pz/modulo	%/mq	pz/mq
20x40	2	100	12,5



formati sizes	pz/modulo	%/mq	pz/mq
20x20	1	33	8,33
20x40	1	67	8,33




formati sizes	pz/modulo	%/mq	pz/mq
20x20	2	20	5
20x40	1	80	8

PIETRA DEL NORD	pz/box	mq/box	kg/box	box/pal	mq/pal	kg/pal
20x40 8"x16" R11	14	1,12	20,50	64	71,68	1312,00
20x20 8"x8" R11	28	1,12	20,50	64	71,68	1312,00

■ Fino ad esaurimento scorte, in seguito lo spessore passerà a 8,5 mm. Per i nuovi imballi vedere tabella a pag. 233
While stock lasts, then the thickness will become 8,5 mm. For the new packaging see the table at pag. 233

PIETRA DEL NORD PIOMBO



COUNTRY



GRES PORCELLANATO SMALTATO
GLAZED PORCELAIN TILE



COLORI
COLORS



OAK

BIRCH

MAPLE

NUT

FORMATI
SIZES

R10

9 mm


30x120 12"x48" Rectified

20x120 8"x48" Rectified

R11 OUT

9 mm

20x120 8"x48" Rectified










COUNTRY COLLECTION



OAK



BIRCH



MAPLE



NUT

COUNTRY

FORMATI SIZES

30x120 12"x48"



Rectified

± 9 mm ■ R10

3x

110

30COUOA OAK
30COUBI BIRCH
30COUMA MAPLE
30COUNU NUT

20x120 8"x48"



Rectified

± 9 mm ■ R10

5x

110

N20COUOA OAK
N20COUBI BIRCH
N20COUMA MAPLE
N20COUNU NUT

Rectified

± 9 mm ■ R11

5x

110

N20COUOAG OAK
N20COUNUG NUT

OUT

10x60 4"x24"



Rectified

± 9 mm ■ R10

14x

150

1060COUOA OAK
1060COUBI BIRCH
1060COUMA MAPLE
1060COUNU NUT

DECORI DECORS

29x25 11.5"x10"



Mosaico Esagona su rete

Rectified R10

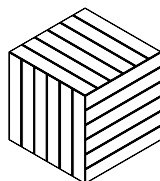
6x

42

COUESAOA OAK
COUESABI BIRCH
COUESAMA MAPLE
COUESANU NUT
COUESAMI MIX

* Vendita tassativa a scatole complete. Ordine minimo 60 scatole / colore (1 pallet completo). Sale in full boxes only. Minimum order 60 boxes / color (1 full pallet).

39x46 15"x18"



Esagona T18 su rete ♦

Rectified R10

4x


51

COUESAOA18 OAK
COUESABI18 BIRCH
COUESAMA18 MAPLE
COUESANU18 NUT
COUESAMI18 MIX

♦ Disponibile nella versione Mix.. Fai la tua scelta! Available Mix version...Make you choice!

* Vendita tassativa a scatole complete. Ordine minimo 90 scatole / colore (3 pallet completi). Sale in full boxes only. Minimum order 90 boxes / color (3 full pallets).

30x30 12"x12"



Mosaico Intreccio su rete ♦

Rectified R10

11x


25

COUINTOA OAK
COUINTBI BIRCH
COUINTMA MAPLE
COUINTNU NUT
COUINTMI MIX

♦ Disponibile nella versione Mix.. Fai la tua scelta! Available Mix version...Make you choice!

* Vendita tassativa a scatole complete. Ordine minimo 60 scatole / colori mix (2 pallet completi). Sale in full boxes only. Minimum order 60 boxes / mix colors (2 full pallets).

30x60 12"x24"



Tapparella su rete ♦

Rectified R10

6x

42

COUTAPOA OAK
COUTAPBI BIRCH
COUTAPMA MAPLE
COUTAPNU NUT
COUTAPMI MIX

♦ Disponibile nella versione Mix.. Fai la tua scelta! Available Mix version...Make you choice!

* Vendita tassativa a scatole complete. Ordine minimo 30 scatole / colore (1 pallet completo). Sale in full boxes only. Minimum order 30 boxes / color (1 full pallet).



COUNTRY COLLECTION

PEZZI SPECIALI SPECIAL TRIMS

Disponibili in tutti i colori . Available in all colors



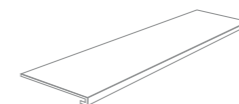
Battiscopa Digitale

SKIRTING

6x120 2.4"x48"

6x

35



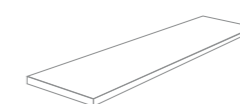
Gradino Lineare Costa Retta

STEP ♦

30x120x3 12"x48"x1.2"

2x

250



Angolare Costa Retta

CORNER STEP ♦

30x120x3 12"x48"x1.2"

2x

ANGOLARE DX 263

ANGOLARE SX 263

ANGOLARE DX/SX 289



Guarda la tabella completa dei pezzi speciali a pagina 230
View the complete special trims tabel at page 230

* Disponibile solo su ordinazione.
Available on demand



COUNTRY

	pz/box	mq/box	kg/box	box/pal	mq/pal	kg/pal
30x120 12"x48" Rectified R10	3	1,08	20,83	48	51,84	999,84
20x120 8"x48" Rectified R10 / R11	5	1,20	24,00	48	57,60	1152,00
10x60 4"x24" Rectified R10	14	0,84	17,10	40	33,60	853,60

♦ Fino ad esaurimento scorte, in seguito lo spessore passerà a 9,5 mm. Per i nuovi imballi vedere tabella a pag. 233
While stock lasts, then the thickness will become 9,5 mm. For the new packaging see the table at pag. 233

HOME



GRES PORCELLANATO SMALTATO
GLAZED PORCELAIN TILE



COLORI
COLORS



ASH



NATURAL



HONEY



BARRIQUE

FORMATI
SIZES

R9

9 mm

20x120 8"x48" Rectified


R11 OUT

9 mm

20x120 8"x48" Rectified




ASH



NATURAL



HONEY



BARRIQUE

HOME

FORMATI SIZES

20x120 8"x48"



Rectified

± 9 mm ■ R9

5x

110 MQ

N20HOMAS ASH

N20HOMNA NATURAL

N20HOMHO HONEY

N20HOMBA BARRIQUE

ASH

NATURAL

HONEY

BARRIQUE

Rectified

± 9 mm ■ R11

5x

116 MQ

N20HOMNAG NATURAL

N20HOMHOG HONEY

OUT

PEZZI SPECIALI SPECIAL TRIMS

Disponibili in tutti i colori . Available in all colors



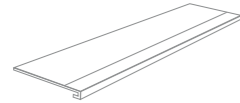
Battiscopa Digitale

SKIRTING

6x120 2.4"x48"

6x

35 PZ



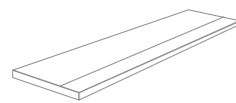
Gradino Lineare Costa Retta

STEP *

33x120x3 13"x48"x1.2"

2x

250 PZ



Angolare Costa Retta

CORNER STEP *

33x120x3 13"x48"x1.2"

2x

ANGOLARE DX 263 PZ

ANGOLARE SX 263 PZ

ANGOLARE DX/SX 289 PZ



Guarda la tabella completa
dei pezzi speciali a pagina 230
View the complete special
trims tabel at page 230

* Disponibile solo su ordinazione.
Available on demand

HOME HONEY



HOME	pz/box	mq/box	kg/box	box/pal	mq/pal	kg/pal
20x120 8"x48" Rectified R9 / R11	5	1,20	24,00	48	57,60	1152,00

■ Fino ad esaurimento scorte, in seguito lo spessore passerà a 9,5 mm. Per i nuovi imballi vedere tabella a pag. 233
While stock lasts, then the thickness will become 9,5 mm. For the new packaging see the table at pag. 233

PARQUET NOCE



PARQUET



GRES PORCELLANATO SMALTATO
GLAZED PORCELAIN TILE



COLORI
COLORS



SBIANCATO

NATURALE

MIELE

NOCE

FORMATI
SIZES



9 mm

20x120 8"x48" Rectified



SBIANCATO



NATURALE



MIELE



NOCE

PARQUET

FORMATI SIZES

20x120 8"x48"



Rectified

± 9 mm R9

5x

110 MQ

NN20PARSB SBIANCATO

NN20PARNA NATURALE

NN20PARI MIELE

NN20PARNO NOCE

PEZZI SPECIALI SPECIAL TRIMS

Disponibili in tutti i colori . Available in all colors



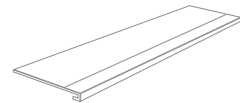
Battiscopa Digitale

SKIRTING

6x120 2.4"x48"

6x

35 PZ



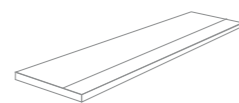
Gradino Lineare Costa Retta

STEP *

33x120x3 13"x48"x1.2"

2x

250 PZ



Angolare Costa Retta

CORNER STEP *

33x120x3 13"x48"x1.2"

2x

ANGOLARE DX 263 PZ

ANGOLARE SX 263 PZ

ANGOLARE DX/SX 289 PZ



Guarda la tabella completa
dei pezzi speciali a pagina 230


View the complete special
trims tabel at page 230

* Disponibile solo su ordinazione.
Available on demand

PARQUET	pz/box	mq/box	kg/box	box/pal	mq/pal	kg/pal
20x120 8"x48" Rectified R9	5	1,20	24,00	48	57,60	1152,00

■ Fino ad esaurimento scorte, in seguito lo spessore passerà a 9,5 mm. Per i nuovi imballi vedere tabella a pag. 233
While stock lasts, then the thickness will become 9,5 mm. For the new packaging see the table at pag. 233

PARQUET MIELE





PALETTE



GRES PORCELLANATO SMALTATO
GLAZED PORCELAIN TILE



COLORI
COLORS



BLANC

GRIS

VERT

ROUGE

BLUE


FORMATI
SIZES

R9

8 mm

30x90 12"x36" Rectified










PALETTE

30x90 12"x36" ≙ 8 mm



BLANC 30x90 12"x36" Rectified
PABLA
5x 112 MQ



GRIS 30x90 12"x36" Rectified
PAGRI
5x 112 MQ



VERT 30x90 12"x36" Rectified
PAVER
5x 112 MQ



ROUGE 30x90 12"x36" Rectified
PAROU
5x 112 MQ



BLUE 30x90 12"x36" Rectified
PABLU
5x 112 MQ



DECOR CACTUS 30x90 12"x36" Rectified
PADECA
5x 112 MQ



DECOR MIX 30x90 12"x36" Rectified
PADEMI
(3 Soggetti/graphic subjects)
5x 112 MQ * MIX



FLORAL COMP 30x90 12"x36" Rectified
PADEFLO
(2 Soggetti/graphic subjects)
4x (2comp) 243 PZ



Posa consigliata con fuga 2 mm.
La ripresa grafica tra i decori può avere un tolleranza contenuta in 2 cm. Recommended installation with 2 mm joint. The tile graphic between the decorations can have a tolerance included in 2 cm.

* MIX
I decori sono soggetti misti e sono inscatolati in modo casuale. Decorations are mixed subjects and are randomly packed.

PAVIMENTI ABBINATI MATCHING FLOOR TILES

AREA
COUNTRY
DOCKS
E.STONE
HOME
NORDSTONE
PARQUET
REBEL
SOUL
SPATULA
TERRAE
WALS 2.0

PALETTE	pz/box	mq/box	kg/box	box/pal	mq/pal	kg/pal
30x90 12"x36" Rectified R9	5	1,35	23,80	48	64,80	1142,40
30x90 12"x36" Rectified Decor Cactus R9	5	1,35	23,80	48	64,80	1142,40
30x90 12"x36" Rectified Decor Mix R9	5	1,35	23,80	48	64,80	1142,40
30x90 12"x36" Rectified Floral Comp.	4 (2 Comp)	-	-	20	-	-

SOGNO BEIGE . STRUTTURA BEIGE



PAVIMENTO E RIVESTIMENTO FLOOR AND WALL TILE


SOGNO




GRES PORCELLANATO SMALTATO
GLAZED PORCELAIN TILE



COLORI
COLORS



BIANCO



GRIGIO



BEIGE

FORMATI
SIZES

R9

8 mm

30x90 12"x36" Rectified











SOGNO

30x90 12"x36" ≙ 8 mm



GRIGIO 30x90 12"x36" Rectified
SOGGR
5x112 MQ



BIANCO 30x90 12"x36" Rectified
SOGBI
5x112 MQ



STRUTTURA BIANCO 30x90 12"x36" Rectified
SOGSTBI
5x112 MQ



BEIGE 30x90 12"x36" Rectified
SOGBE
5x112 MQ



STRUTTURA GRIGIO 30x90 12"x36" Rectified
SOGSTGR
5x112 MQ



STRUTTURA BEIGE 30x90 12"x36" Rectified
SOGSTBE
5x112 MQ



DECORO GRIGIO 30x90 12"x36" Rectified
SOGDEGR
(2 Soggetti/graphic subjects)
5x112 MQ * MIX



DECORO BEIGE 30x90 12"x36" Rectified
SOGDEBE
(2 Soggetti/graphic subjects)
5x112 MQ * MIX

Posa consigliata con fuga 2 mm.
La ripresa grafica tra i decori può
avere un tolleranza contenuta in
2 cm. Recommended installation
with 2 mm joint. The tile graphic
between the decorations can
have a tolerance included in 2 cm.

* MIX
I decori sono soggetti misti
e sono inscatolati in modo casuale.
Decorations are mixed subjects
and are randomly packed.

PAVIMENTI ABBINATI MATCHING FLOOR TILES

AREA
COUNTRY
DOCKS
E.STONE
HOME
NORDSTONE
PARQUET
REBEL
SOUL
SPATULA
TERRAE
WALS 2.0

SOGNO	pz/box	mq/box	kg/box	box/pal	mq/pal	kg/pal
30x90 12"x36" Rectified R9	5	1,35	23,80	48	64,80	1142,40
30x90 12"x36" Rectified Struttura R9	5	1,35	23,80	48	64,80	1142,40
30x90 12"x36" Rectified Decoro R9	5	1,35	23,80	48	64,80	1142,40

START DECORO BEIGE



PAVIMENTO E RIVESTIMENTO FLOOR AND WALL TILE


START



GRES PORCELLANATO SMALTATO
GLAZED PORCELAIN TILE



COLORI
COLORS



FORMATI
SIZES




8 mm

30x90 12"x36" Rectified











START

30x90 12"x36" \approx 8 mm



BIANCO 30x90 12"x36" Rectified
STABI
5x112 MQ



CREMA 30x90 12"x36" Rectified
STACR
5x112 MQ



GRIGIO 30x90 12"x36" Rectified
STAGR
5x112 MQ



TORTORA 30x90 12"x36" Rectified
STATO
5x112 MQ




STRUTTURA GRIGIO 30x90 12"x36" Rectified
STASTGR
5x112 MQ



STRUTTURA BEIGE 30x90 12"x36" Rectified
STASTBE
5x112 MQ



DECORO GRIGIO 30x90 12"x36" Rectified
STADEGR
(2 Soggetti/graphic subjects)
5x112 MQ * MIX



DECORO BEIGE 30x90 12"x36" Rectified
STADEBE
(2 Soggetti/graphic subjects)
5x112 MQ * MIX

Posa consigliata con fuga 2 mm.
La ripresa grafica tra i decori può avere un tolleranza contenuta in 2 cm. Recommended installation with 2 mm joint. The tile graphic between the decorations can have a tolerance included in 2 cm.

* MIX
I decori sono soggetti misti e sono inscatolati in modo casuale. Decorations are mixed subjects and are randomly packed.

PAVIMENTI ABBINATI MATCHING FLOOR TILES

AREA
COUNTRY
DOCKS
E.STONE
HOME
NORDSTONE
PARQUET
REBEL
SOUL
SPATULA
TERRAE
WALS 2.0

START	pz/box	mq/box	kg/box	box/pal	mq/pal	kg/pal
30x90 12"x36" Rectified R9	5	1,35	23,80	48	64,80	1142,40
30x90 12"x36" Rectified Struttura R9	5	1,35	23,80	48	64,80	1142,40
30x90 12"x36" Rectified Decoro R9	5	1,35	23,80	48	64,80	1142,40

CIELO



BICOTTURA
DOUBLE-FIRED



COLORI
COLORS



V2



BEIGE



BIANCO




GRIGIO



AZZURRO

FORMATI
SIZES

 8,3 mm

25x75 10"x30"










CIELO

25x75 10"x30" ≙ 8,3 mm



BIANCO 25x75 10"x30"
CIEBI
8x85 MQ




GRIGIO 25x75 10"x30"
CIEGR
8x85 MQ



BEIGE 25x75 10"x30"
CIEBE
8x85 MQ



AZZURRO 25x75 10"x30"
CIEAZ
8x85 MQ



DECORO GEOMETRICO 25x75 10"x30"
CIEGE
(4 Soggetti/graphic subjects)
8x85 MQ * MIX



DECORO FLOREALE 25x75 10"x30"
CIEFL
8x85 MQ

* MIX
I decori sono soggetti misti
e sono inscatolati in modo casuale.
Decorations are mixed subjects
and are randomly packed.

PAVIMENTI ABBINATI MATCHING FLOOR TILES

AREA
COUNTRY
DOCKS
E.STONE
HOME
NORDSTONE
PARQUET
REBEL
SOUL
SPATULA
TERRAE
WALS 2.0

CIELO	pz/box	mq/box	kg/box	box/pal	mq/pal	kg/pal
25x75 10"x30"	8	1,50	21,00	45	67,50	945,00
25x75 10"x30" Decoro Floreale	8	1,50	21,00	45	67,50	945,00
25x75 10"x30" Decoro Geometrico	8	1,50	21,00	45	67,50	945,00

LUXOR GRIGIO

RIVESTIMENTO WALL TILE

LUXOR



BICOTTURA
DOUBLE-FIRED



COLORI
COLORS



V2




BEIGE



GRIGIO

FORMATI
SIZES

 8,3 mm

25x75 10"x30"



LUXOR

25x75 10"x30" ≈ 8,3 mm




BEIGE 25x75 10"x30"
LUXBE
8x 85 MQ



GRIGIO 25x75 10"x30"
LUXGR
8x 85 MQ



DECORO GEOMETRICO 25x75 10"x30"
LUXDEBE
(2 Soggetti/graphic subjects)
4x 101 PZ * MIX



DECORO GEOMETRICO 25x75 10"x30"
LUXDEGR
(2 Soggetti/graphic subjects)
4x 101 PZ * MIX



* MIX
I decori sono soggetti misti
e sono inscatolati in modo casuale.
Decorations are mixed subjects
and are randomly packed.



PAVIMENTI ABBINATI MATCHING FLOOR TILES

AREA
COUNTRY
DOCKS
E.STONE
HOME
NORDSTONE
PARQUET
REBEL
SOUL
SPATULA
TERRAE
WALS 2.0

LUXOR	pz/box	mq/box	kg/box	box/pal	mq/pal	kg/pal
25x75 10"x30"	8	1,50	21,00	45	67,50	945,00
25x75 10"x30" Decoro	4	-	-	-	-	-



MOON



BICOTTURA
DOUBLE-FIRED



COLORI
COLORS



V2




PERLA

GRIGIO

AVORIO

BEIGE

FORMATI
SIZES

 9 mm

25x60 10"x24"

GRES PORCELLANATO SMALTATO
GLAZED PORCELAIN TILE




COLORI
COLORS



V2

FORMATI
SIZES

R9

 9,5 mm

60x60 24"x24"



GRIGIO

BEIGE





MOON

25x60 10"x24" ± 9 mm



PERLA 25x60 10"x24"
NMOOPE
9x 85 MQ



AVORIO 25x60 10"x24"
NMOOAV
9x 85 MQ



GRIGIO 25x60 10"x24"
NMOOGR
9x 85 MQ



BEIGE 25x60 10"x24"
NMOOBE
9x 85 MQ



MURETTO GRIGIO 25x60 10"x24"
NMOOMUGR
9x 95 MQ



MURETTO BEIGE 25x60 10"x24"
NMOOMUBE
9x 95 MQ



LISTELLO GRIGIO 4,8x60 2"x24"
MOOLIGR
10x 6 PZ



LISTELLO BEIGE 4,8x60 2"x24"
MOOLIBE
10x 6 PZ




DECORO CUCINA GRIGIO 25x60 10"x24"
MOODEGR
(2 Soggetti/graphic subjects)
4x 75 PZ * MIX



DECORO CUCINA BEIGE 25x60 10"x24"
MOODEBE
(2 Soggetti/graphic subjects)
4x 75 PZ * MIX

* **MIX**
I decori sono soggetti misti
e sono inscatolati in modo casuale.
Decorations are mixed subjects
and are randomly packed.

PAVIMENTI ABBINATI MATCHING FLOOR TILES



GRIGIO 60x60 24"x24" ± 9,5 mm R9
60MOOGR
3x 79 MQ



BEIGE 60x60 24"x24" ± 9,5 mm R9
60MOOBE
3x 79 MQ

MOON	pz/box	mq/box	kg/box	box/pal	mq/pal	kg/pal
25x60 10"x24" Moon - Muretto	9	1,35	19,20	48	64,80	921,60
4,8x60 2"x24" Listello	10	-	-	-	-	-
25x60 10"x24" Decoro Cucina	4	-	-	-	-	-
60x60 24"x24" Natural	3	1,08	21,30	40	43,20	852,00

DOMUS BIANCO . GRIGIO

RIVESTIMENTO WALL TILE

DOMUS



BICOTTURA
DOUBLE-FIRED



COLORI
COLORS




V2



BEIGE




GRIGIO



BIANCO

FORMATI
SIZES

 9 mm

25x60 10"x24"





DOMUS

25x60 10"x24" \approx 9 mm



BEIGE 25x60 10"x24"
DOMBE
9x85 MQ




GRIGIO 25x60 10"x24"
DOMGR
9x85 MQ



RIGATO BEIGE 25x60 10"x24"
DOMRIBE
9x92 MQ



RIGATO GRIGIO 25x60 10"x24"
DOMRIGR
9x92 MQ



BIANCO 25x60 10"x24"
DOMBI
9x85 MQ



FLOREALE 25x60 10"x24"
DOMFLO
(2 Soggetti/graphic subjects)
9x92 MQ * MIX


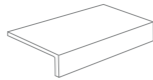
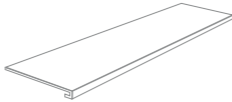
* **MIX**
I decori sono soggetti misti
e sono inscatolati in modo casuale.
Decorations are mixed subjects
and are randomly packed.

PAVIMENTI ABBINATI MATCHING FLOOR TILES

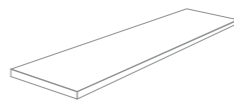
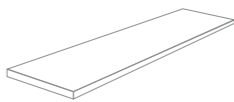
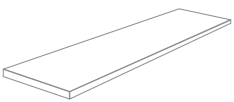
AREA
COUNTRY
DOCKS
E.STONE
HOME
NORDSTONE
PARQUET
REBEL
SOUL
SPATULA
TERRAE
WALS 2.0

DOMUS	pz/box	mq/box	kg/box	box/pal	mq/pal	kg/pal
25x60 10"x24"	9	1,35	19,20	48	64,80	921,60
25x60 10"x24" Rigato	9	1,35	19,00	48	64,80	912,00
25x60 10"x24" Floreale	9	1,35	19,00	48	64,80	912,00

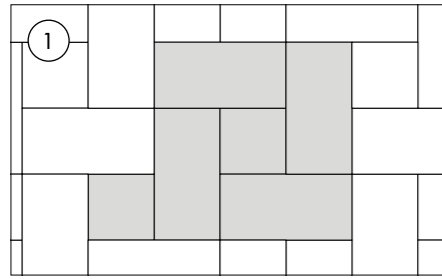
CODICI PEZZI SPECIALI

					
	Battiscopa Digitale SKIRTING 6x120 2.4"x48" 35 PZ 6x	6x60 2.4"x24" 14 PZ 15x	6x80 2.4"x32" 14 PZ 15x	7,5x50 3"x20" 10 PZ 15x	15x30 6"x12" 29 PZ 8x
AREA ANTRACITE		6BATAREAN	8BATAREAN		GRAAREAN
AREA AVORIO		6BATAREAV	8BATAREAV		GRAAREAV
AREA BEIGE		6BATAREBE	8BATAREBE		GRAAREBE
AREA GRIGIO		6BATAREGR	8BATAREGR		GRAAREGR
AREA LAVAGNA		6BATARELA	8BATARELA		GRAARELA
COUNTRY BIRCH	6BATCOUBI				GRACOUBI
COUNTRY MAPLE	6BATCOUMA				GRACOUMA
COUNTRY NUT	6BATCOUNU				GRACOUNU
COUNTRY OAK	6BATCOUOA				GRACOUOA
DOCKS BEIGE		6BATDOCBE			GRADOCBE
DOCKS BLACK		6BATDOCBL			GRADOCBL
DOCKS GREY		6BATDOCGR			GRADOCGR
DOCKS WHITE		6BATDOCWH			GRADOCWH
E.STONE BIANCO		6BATECOBI			GRAECOB
E.STONE GRIGIO		6BATECOGR			GRAECOG
E.STONE PIOMBO		6BATECOPI			GRAECOPI
E.STONE SABBIA		6BATECOSA			GRAECOSA
E.STONE TABACCO		6BATECOTA			GRAECOTA
E.STONE TORTORA		6BATECOTO			GRAECOTO
HOME ASH	6BATHOMAS				GRAHOMAS
HOME BARRIQUE	6BATHOMBA				GRAHOMBA
HOME HONEY	6BATHOMHO				GRAHOMHO
HOME NATURAL	6BATHOMNA				GRAHOMNA
NORDSTONE BEIGE		6BATNSBE			6BATNSBE
NORDSTONE BIANCO		6BATNSBI			6BATNSBI
NORDSTONE GRIGIO		6BATNSGR			6BATNSGR
NORDSTONE NERO		6BATNSNE			6BATNSNE
NORDSTONE PIOMBO		6BATNSPI			6BATNSPI
OUTDOOR CREAM		6BATINCR		INELCR	
OUTDOOR GREY		6BATINGR		INELGR	
OUTDOOR WHITE		6BATINWH		INELWH	
P. DEL NORD BEIGE				PNELBE	
P. DEL NORD GRIGIO				PNELGR	
P. DEL NORD PIOMBO				PNELPI	
PARQUET MIELE	6BATPAMI				GRAPAMI
PARQUET NATURALE	6BATPANA				GRAPANA
PARQUET NOCE	6BATPANO				GRAPANO
PARQUET SBIANCATO	6BATPASB				GRAPASB
REBEL BLUE		6BATREBBL			GRAREBBL
REBEL BONE		6BATREBBO			GRAREBBO
REBEL DARK		6BATREBDA			GRAREBDA
REBEL GREY		6BATREBGR			GRAREBGR
REBEL OLIVE		6BATREBOL			GRAREBOL
REBEL WHITE		6BATREBWH			GRAREBWH
SAXA BEIGE				BATSAXBE	SAXELBE
SAXA GRIGIO				BATSAXGR	SAXELGR
SAXA MUSCHIO				BATSAXMU	SAXELMU
SAXA ROSSO				BATSAXRO	SAXELRO
SOUL GREY		6BATSOUGR			GRASOUGR
SOUL IVORY		6BATSOUIV			GRASOUIV
SOUL SMOKE		6BATSOUSM			GRASOUSM
SOUL WHITE		6BATSOUWH			GRASOUWH
SPATULA ANTRACITE		6BATSPAAN	8BATSPAAN		GRASPAAN
SPATULA BONE		6BATSPABO	8BATSPABO		GRASPABO
SPATULA GREY		6BATSPAGR	8BATSPAGR		GRASPAGR
SPATULA WHITE		6BATSPAWH	8BATSPAWH		GRASPAWH
TERRÆ BEIGE		6BATTERBE			GRATERBE
TERRÆ GREY		6BATTERGR			GRATERGR
TERRÆ WHITE		6BATTERWH			GRATERWH
WALS 2.0 DARK		6BATWALDA			GRAWALDA
WALS 2.0 GREY		6BATWALGR			GRAWALGR
WALS 2.0 IVORY		6BATWALIV			GRAWALIV
WALS 2.0 WHITE		6BATWALWH			GRAWALWH

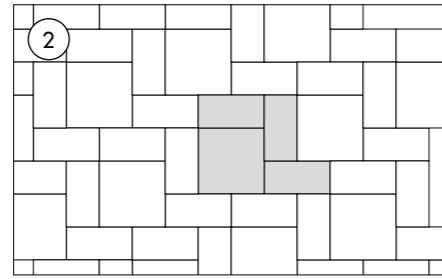
CODES SPECIAL TRIMS

					
	Angolare Costa Retta DX CORNER STEP 33x120x3 13"x48"x1.2" 265 PZ 2x	30x120x3 12"x48"x1.2" 265 PZ 2x	33x120x3 13"x48"x1.2" 265 PZ 2x	30x120x3 12"x48"x1.2" 265 PZ 2x	33x120x3 13"x48"x1.2" 265 PZ 2x
AREA ANTRACITE	ANGAREANDX		ANGAREANSX		ANGAREANDS
AREA AVORIO	ANGAREAVDX		ANGAREAVSX		ANGAREAVDS
AREA BEIGE	ANGAREBEDX		ANGAREBESX		ANGAREBEDS
AREA GRIGIO	ANGAREGRDX		ANGAREGRSX		ANGAREGRDS
AREA LAVAGNA	ANGARELADX		ANGARELASX		ANGARELADS
COUNTRY BIRCH		ANGCOUBIDX		ANGCOUBISX	ANGCOUBIDS
COUNTRY MAPLE		ANGCOUMADX		ANGCOUMASX	ANGCOUMADS
COUNTRY NUT		ANGCOUNUDX		ANGCOUNUSX	ANGCOUNUDS
COUNTRY OAK		ANGCOUOADX		ANGCOUOASX	ANGCOUOADS
DOCKS BEIGE	ANGDOCBEDX		ANGDOCBESX		ANGDOCBEDS
DOCKS BLACK	ANGDOCBLDX		ANGDOCBLSX		ANGDOCBLDS
DOCKS GREY	ANGDOCGRDX		ANGDOCGRSX		ANGDOCGRDS
DOCKS WHITE	ANGDOCWHDX		ANGDOCWHSX		ANGDOCWHD
E.STONE BIANCO	ANGECOBIDX		ANGECOBISX		ANGECOBIDS
E.STONE GRIGIO	ANGECOGRDX		ANGECOGRSX		ANGECOGRDS
E.STONE PIOMBO	ANGECOPIDX		ANGECOPISX		ANGECOPIDS
E.STONE SABBIA	ANGECOSADX		ANGECOSASX		ANGECOSADS
E.STONE TABACCO	ANGECOTADX		ANGECOTASX		ANGECOTADS
E.STONE TORTORA	ANGECOTODX		ANGECOTOSX		ANGECOTODS
HOME ASH	ANGHOMASDX		ANGHOMASSX		ANGHOMASDS
HOME BARRIQUE	ANGHOMBADX		ANGHOMBASX		ANGHOMBADS
HOME HONEY	ANGHOMHODX		ANGHOMHOSX		ANGHOMHODS
HOME NATURAL	ANGHOMNADX		ANGHOMNASX		ANGHOMNADS
NORDSTONE BEIGE	ANGNSBEDX		ANGNSBESX		ANGNSBEDS
NORDSTONE BIANCO	ANGNSBIDX		ANGNSBISX		ANGNSBIDS
NORDSTONE GRIGIO	ANGNSGRDX		ANGNSGRSX		ANGNSGRDS
NORDSTONE NERO	ANGNSNEDX		ANGNSNESX		ANGNSNEDS
NORDSTONE PIOMBO	ANGNSPIDX		ANGNSPISX		ANGNSPIDS
OUTDOOR CREAM					
OUTDOOR GREY					
OUTDOOR WHITE					
P. DEL NORD BEIGE					
P. DEL NORD GRIGIO					
P. DEL NORD PIOMBO					
PARQUET MIELE	ANGPAMIDX		ANGPAMISX		ANGPAMIDS
PARQUET NATURALE	ANGPANADX		ANGPANASX		ANGPANADS
PARQUET NOCE	ANGPANODX		ANGPANOSX		ANGPANODS
PARQUET SBIANCATO	ANGPASBDX		ANGPASBSX		ANGPASBDS
REBEL BLUE	ANGREBBLDX		ANGREBBSX		ANGREBBLDS
REBEL BONE	ANGREBBODX		ANGREBBOSX		ANGREBBODS
REBEL DARK	ANGREBDADX		ANGREBDASX		ANGREBDADS
REBEL GREY	ANGREBGRDX		ANGREBGRSX		ANGREBGRDS
REBEL OLIVE	ANGREBOLDX		ANGREBOLSX		ANGREBOLDS
REBEL WHITE	ANGREBWHDX		ANGREBWSX		ANGREBWHDS
SAXA BEIGE					
SAXA GRIGIO					
SAXA MUSCHIO					
SAXA ROSSO					
SOUL GREY	ANGSOUGRDX		ANGSOUGRSX		ANGSOUGRDS
SOUL IVORY	ANGSOUIVDX		ANGSOUIVSX		ANGSOUIVDS
SOUL SMOKE	ANGSOUSMDX		ANGSOUSMSX		ANGSOUSMDS
SOUL WHITE	ANGSOUWHDX		ANGSOUWHSX		ANGSOUWHD
SPATULA ANTRACITE	ANGSPAANDX		ANGSPAANSX		ANGSPAANDS
SPATULA BONE	ANGSPABODX		ANGSPABOSX		ANGSPABODS
SPATULA GREY	ANGSPAGRDX		ANGSPAGRSX		ANGSPAGRDS
SPATULA WHITE	ANGSPAWHDX		ANGSPAWSX		ANGSPAWHDS
TERRÆ BEIGE	ANGTERBEDX		ANGTERBESX		ANGTERBEDS
TERRÆ GREY	ANGTERGRDX		ANGTERGRSX		ANGTERGRDS
TERRÆ WHITE	ANGTERWHDX		ANGTERWHSX		ANGTERWHDS
WALS 2.0 DARK	ANGWALDADX		ANGWALDASX		ANGWALDADS
WALS 2.0 GREY	ANGWALGRDX		ANGWALGRSX		ANGWALGRDS
WALS 2.0 IVORY	ANGWALIVDX		ANGWALIVSX		ANGWALIVDS
WALS 2.0 WHITE	ANGWALWHDX		ANGWALWSX		ANGWALWHDS

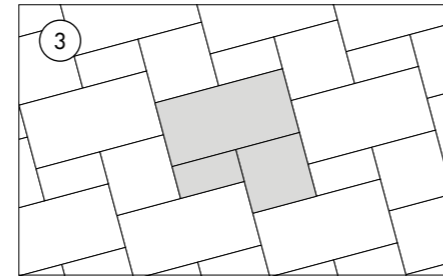
SUGGERIMENTI DI POSA



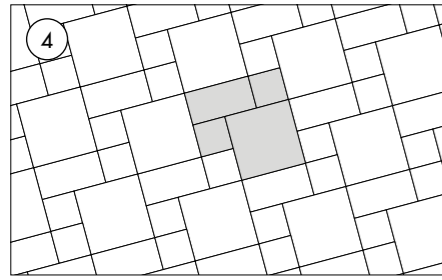
formati sizes	pz/modulo	%/mq	pz/mq
60x120	4	80	1,11
60x60	2	20	0,55



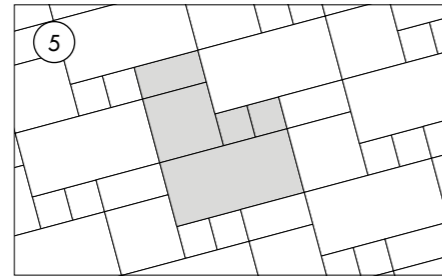
formati sizes	pz/modulo	%/mq	pz/mq
60x60	1	40	1,11
30x60	3	60	3,33



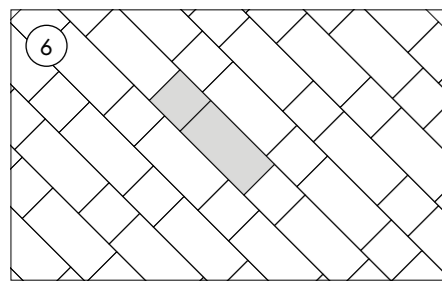
formati sizes	pz/modulo	%/mq	pz/mq
60x120	1	57,14	0,79
60x60	1	28,57	0,79
30x60	1	14,28	0,79



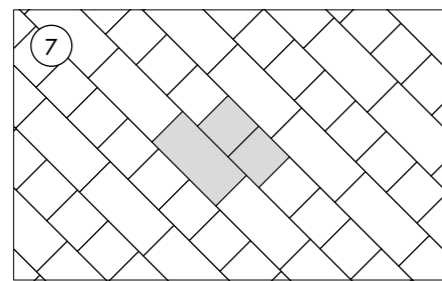
formati sizes	pz/modulo	%/mq	pz/mq
60x60	1	50	1,39
30x60	1	25	1,39
30x30	2	25	2,78



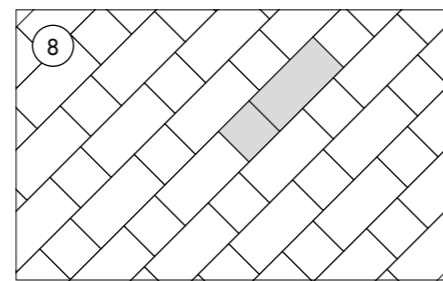
formati sizes	pz/modulo	%/mq	pz/mq
60x120	1	50	0,69
60x60	1	25	0,69
30x60	1	12,5	0,69
30x30	2	12,5	1,38



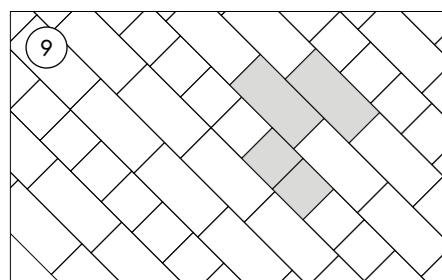
formati sizes	pz/modulo	%/mq	pz/mq
25x25	1	33	5,33
25x50	1	67	5,33



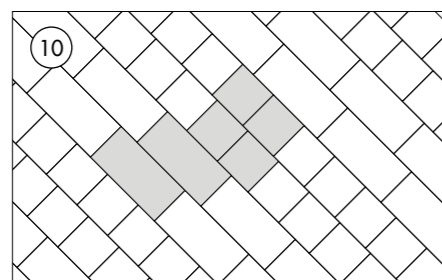
formati sizes	pz/modulo	%/mq	pz/mq
25x25	2	50	8
25x50	1	50	4



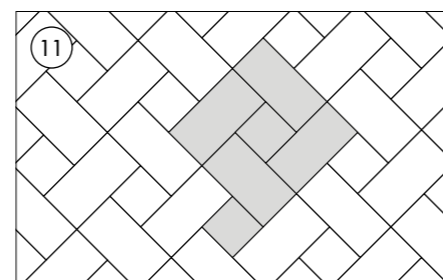
formati sizes	pz/modulo	%/mq	pz/mq
25x25	1	33	5,33
25x50	1	67	5,33



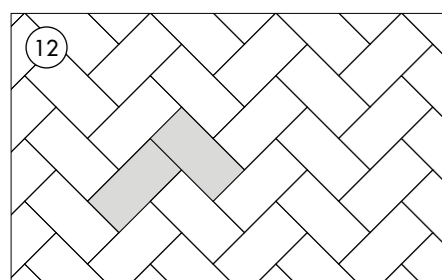
formati sizes	pz/modulo	%/mq	pz/mq
25x25	2	33	5,33
25x50	2	67	5,33



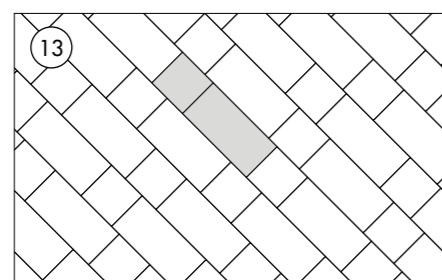
formati sizes	pz/modulo	%/mq	pz/mq
25x25	4	50	8
25x50	2	50	4



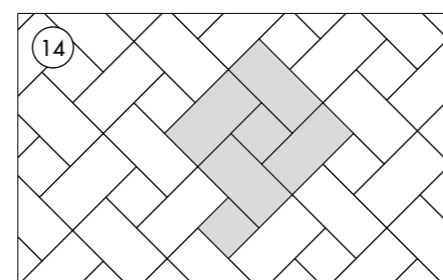
formati sizes	pz/modulo	%/mq	pz/mq
25x25	2	20	3,2
25x50	4	80	6,4



formati sizes	pz/modulo	%/mq	pz/mq
20x40	2	100	12,5

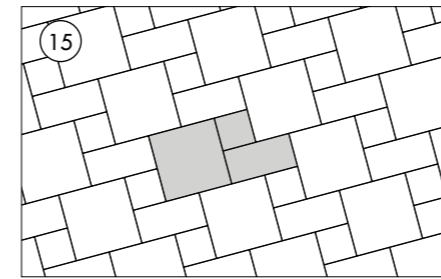


formati sizes	pz/modulo	%/mq	pz/mq
20x20	1	33	8,33
20x40	1	67	8,33

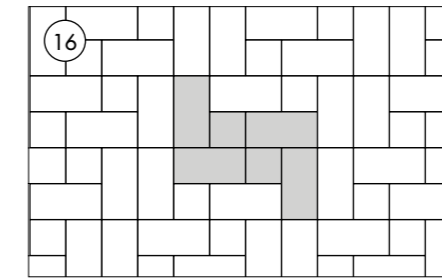


formati sizes	pz/modulo	%/mq	pz/mq
20x20	2	20	5
20x40	1	80	8

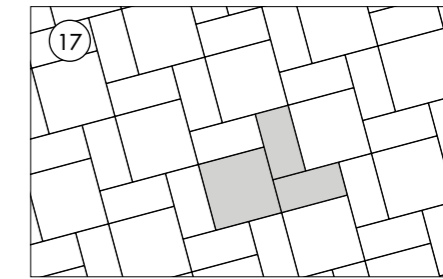
LAYING SUGGESTIONS



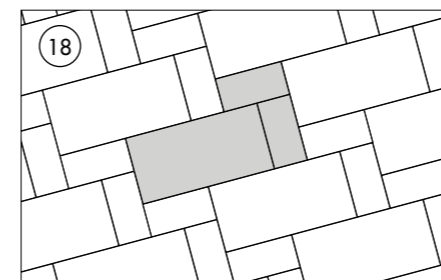
formati sizes	pz/modulo	%/mq	pz/mq
60x60	1	57,14	0,63
30x60	1	28,57	0,63
30x30	2	14,29	0,63



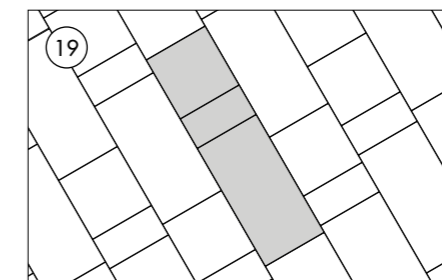
formati sizes	pz/modulo	%/mq	pz/mq
30x60	4	80	4,44
30x30	2	20	2,22



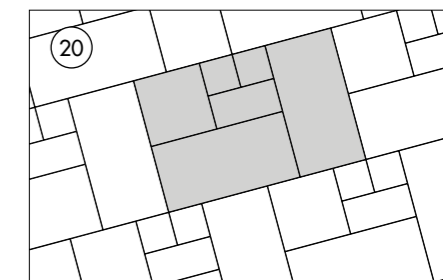
formati sizes	pz/modulo	%/mq	pz/mq
60x60	1	50	1,38
30x60	2	50	2,77



formati sizes	pz/modulo	%/mq	pz/mq
60x120	1	66,66	0,93
30x60	2	33,33	1,85



formati sizes	pz/modulo	%/mq	pz/mq
60x120	1	57,14	0,79
60x60	1	28,57	0,79
30x60	1	14,29	0,79



formati sizes	pz/modulo	%/mq	pz/mq
60x120	2	66,66	0,93
60x60	1	16,66	0,46
30x60	1	8,33	0,46
30x30	2	8,33	0,96














NUOVI IMBALLI PER CAMBIO SPESSORE NEW PACKAGING FOR THICKNESS CHANGE

	≡	pz/box	mq/box	kg/box	box/pal	mq/pal	kg/pal	
60x120	24"x48" Rectified R10 / R11	9,5 mm	2	1,44	29,50	36	51,84	1062,00
30x120	12"x48" Rectified	9,5 mm	3	1,08	22,05	48	51,84	1073,00
20x120	8"x48" Rectified	9,5 mm	5	1,20	24,41	48	57,60	1187,00
60x60	24"x24" Rectified R10 / R11	9,5 mm	3	1,08	22,00	40	43,20	880,00
30x60	12"x24" Rectified R10 / R11	9,5 mm	6	1,08	21,95	48	51,84	1053,60
30x30	12"x12" Rectified R10	9,5 mm	12	1,08	21,95	48	51,84	1053,60
10x30	4"x12" Rectified R10	9,5 mm	32	0,96	19,30	36	34,56	694,80









COLLECTION: OUTDOOR - SAXA - PIETRA DEL NORD

	≡	pz/box	mq/box	kg/box	box/pal	mq/pal	kg/pal	
30x60	12"x24" Natural R11	9 mm	6	1,08	20,00	40	43,30	815,00
25x50	10"x20" Natural R11	9 mm	10	1,25	23,60	48	60,00	1148,00
25x25	10"x10" Natural R11	9 mm	20	1,25	23,40	54	67,50	1280,00
20x40	8"x16" Natural R11	8,5 mm	15	1,20	20,85	64	76,80	1350,00
20x20	8"x8" Natural R11	8,5 mm	30	1,20	20,50	64	76,80	1330,00

GRES PORCELLANATO SMALTATO GLAZED PORCELAIN TILE
NORMA DI RIFERIMENTO SPECIFICATION REFERENCE **ISO 13006/EN14411 appendice G Bla GL**

CARATTERISTICA TECNICA TECHNICAL FEATURE CARACTÉRISTIQUE TECHNIQUE TECHNISCHE EIGENSCHAFT	TEST METHOD	CERAMICA EURO
LUNGHEZZA E LARGHEZZA LENGTH AND WIDTH LONGUEUR ET LARGEUR LÄNGE UND BREITE	UNI EN ISO 10545-2	CONFORME COMPLIANT CONFORME ENTSPRICHT DEN ANFORDERUNGEN
SPESSORE THICKNESS ÉPAISSEUR STÄRKE		
RETTILINEITÀ SPIGOLI STRAIGHTNESS OF SIDES RECTITUDE DES ARÊTES KANTENGERADHEIT		
ORTOGONALITÀ RECTANGULARITY ORTHOGONALITÉ RECHTWINKLIGKEIT		
PLANARITÀ SURFACE FLATNESS PLANÉITÉ EBENFLÄCHIGKEIT		
ASPETTO ASPECT APPARANCE AUSSEHEN		
 ASSORBIMENTO D'ACQUA WATER ABSORPTION ABSORPTION D'EAU WASSERAUFNAHME	UNI EN ISO 10545-3	≤ 0,5%
 RESISTENZA A FLESSIONE FLEXURAL STRENGTH RESISTANCE À FLÉCHISSEMENT BIEGEFESTIGKEIT	UNI EN ISO 10545-4	≥ 35 N/mm ²
MODULO DI ROTTURA BREAKING STRENGTH MODULE DE RUPTURE UNTERBRECHUNGSMODUL		≥ 1300 N
 DETERMINAZIONE DELLA RESISTENZA ALL'URTO DETERMINATION OF IMPACT RESISTANCE RÉSISTANCE AUX CHOCS BESTIMMUNG DER SCHLAGFESTIGKEIT	UNI EN ISO 10545-5	0,90
 RESISTENZA ALL'ABRASIONE (METODO PEI) ABRASION RESISTANCE (PEI-METHOD) RÉSISTANCE À L'ABRASION (MÉTHODE PEI) WIDERSTAND G. OBERFLÄCHENVERSCHLEISS (NACH PEI-METHODE)	UNI EN ISO 10545-7	DA 3 A 5 IN BASE AL COLORE FROM 3 TO 5, ACCORDING TO COLOR DE 3 À 5, SELON COULEUR VON 3 ZU 5, JE NACHDEM FARBE
 COEFFICIENTE DI DILATAZIONE TERMICA LINEARE THERMAL EXPANSION COEFFICIENT COEFFICIENT DE DILATATION THERMIQUE LINÉAIRE LINEARER WÄRMEAUDEHNUNGSKOEFFIZIENT	UNI EN ISO 10545-8	(5,7÷5,9) X 10 ⁻⁶ /°C
 RESISTENZA AGLI SBALZI TERMICI THERMAL SHOCK RESISTANCE RÉSISTANCE AUX ÉCARTS DE TEMPERATURE WIDERSTANDSFÄHIGKEIT GEGEN TEMPERATURSCHWANKUNGEN	UNI EN ISO 10545-9	RESISTENTE RESISTANT RÉSISTANT BESTÄNDIG
 DETERMINAZIONE DELLA DILATAZIONE DOVUTA ALL'UMIDITÀ DETERMINATION OF DILATATION DUE TO HUMIDITY DILATATION DUE À L'HUMIDITÉ FEUCHTIGKEITSBESTÄNDIGKEIT	UNI EN ISO 10545-10	0,0 mm/m
 DETERMINAZIONE DELLA RESISTENZA AL CAVILLO DETERMINATION OF CRAZING RESISTANCE RÉSISTANCE CRAQUELAGE HAARRISSBESTÄNDIGKEIT	UNI EN ISO 10545-11	RESISTENTE RESISTANT RÉSISTANT BESTÄNDIG
 RESISTENZA AL GELO FROST RESISTANCE RÉSISTANCE AU GEL FROSTBESTÄNDIGKEIT	UNI EN ISO 10545-12	INGELIVO FROST-RESISTANT RÉSISTANT AU GEL FROSTBESTÄNDIG
 RESISTENZA AGLI AGENTI CHIMICI RESISTANCE TO CHEMICALS RÉSISTANCE CHIMIQUE CHEMIKALIENBESTÄNDIGKEIT	UNI EN ISO 10545-13	MINIMO CLASSE B MINIMUM CLASS B MINIMUM CLASS B MINIMUM KLASSE B
 RESISTENZA ALLE MACCHIE STAIN RESISTANCE RÉSISTANCE AUX TÂCHES FLECKENBESTÄNDIGKEIT	UNI EN ISO 10545-14	MINIMO CLASSE 3 MINIMUM CLASS 3 MINIMUM CLASS 3 MINIMUM KLASSE 3
 RESISTENZA ALLO SCIVOLAMENTO SLIP RESISTANCE RÉSISTANCE AU GLISSEMENT BESTIMMUNG DER RUTSCHFESTIGKEIT	DIN EN 16165 ANNEX A (NA.1) BAREFOOT RAMP TEST DIN EN 16165 ANNEX B (NA.2) SHOD RAMP TEST C.o.F B.C.R./D.M. 236 14/6/89 DIGITAL TRIBOMETER D.C.o.F	IN BASE ALLA FINITURA ACCORDING TO THE FINISH SELON LA FINITION JE NACHDEM OBERFLÄCHE
 REAZIONE AL FUOCO REACTION TO FIRE RÉACTION AU FEU BRANDVERHALTEN	96/603/CE	A1 _{FL} /A1

BICOTTURA DOUBLE-FIRED – **PASTA BIANCA** WHITE BODY
NORMA DI RIFERIMENTO SPECIFICATION REFERENCE **ISO 13006/EN14411 appendice L BIII GL**

CARATTERISTICA TECNICA TECHNICAL FEATURE CARACTÉRISTIQUE TECHNIQUE TECHNISCHE EIGENSCHAFT	TEST METHOD	CERAMICA EURO
LUNGHEZZA E LARGHEZZA LENGTH AND WIDTH LONGUEUR ET LARGEUR LÄNGE UND BREITE	UNI EN ISO 10545-2	CONFORME COMPLIANT CONFORME ENTSPRICHT DEN ANFORDERUNGEN
SPESSORE THICKNESS ÉPAISSEUR STÄRKE		
RETTILINEITÀ SPIGOLI STRAIGHTNESS OF SIDES RECTITUDE DES ARÊTES KANTENGERADHEIT		
ORTOGONALITÀ RECTANGULARITY ORTHOGONALITÉ RECHTWINKLIGKEIT		
PLANARITÀ SURFACE FLATNESS PLANÉITÉ EBENFLÄCHIGKEIT		
ASPETTO ASPECT APPARANCE AUSSEHEN		
 ASSORBIMENTO D'ACQUA WATER ABSORPTION ABSORPTION D'EAU WASSERAUFNAHME	UNI EN ISO 10545-3	> 10 %
 RESISTENZA A FLESSIONE FLEXURAL STRENGTH RESISTANCE À FLÉCHISSEMENT BIEGEFESTIGKEIT	UNI EN ISO 10545-4	> 600 N
MODULO DI ROTTURA BREAKING STRENGTH MODULE DE RUPTURE UNTERBRECHUNGSMODUL		≥ 12 N/mm ²
 RESISTENZA AGLI SBALZI TERMICI THERMAL SHOCK RESISTANCE RÉSISTANCE AUX ÉCARTS DE TEMPERATURE WIDERSTANDSFÄHIGKEIT GEGEN TEMPERATURSCHWANKUNGEN	UNI EN ISO 10545-9	RESISTENTE RESISTANT RÉSISTANT BESTÄNDIG
 DETERMINAZIONE DELLA DILATAZIONE DOVUTA ALL'UMIDITÀ DETERMINATION OF DILATATION DUE TO HUMIDITY DILATATION DUE À L'HUMIDITÉ FEUCHTIGKEITSBESTÄNDIGKEIT	UNI EN ISO 10545-10	0,0 mm/m
 RESISTENZA AL CAVILLO CRAZING RESISTANCE RÉSISTANCE À LA CRAQUELURE HAARRISSBESTÄNDIGKEIT	UNI EN ISO 10545-11	RESISTENTE RESISTANT RÉSISTANT BESTÄNDIG
 RESISTENZA ALL'ATTACCO CHIMICO (PRODOTTI CHIMICI DI USO DOMESTICO E ADDITIVI PER PISCINA) CHEMICAL RESISTANCE (CHEMICAL PRODUCTS FOR DOMESTIC USE AND ADDITIVES FOR SWIMMING POOL) RÉSISTANCE À L'ATTAQUE CHIMIQUE (PRODUITS CHIMIQUES À USAGE DOMESTIQUE ET ADDITIFS POUR PISCINE) BESTÄNDIGKEIT GEGEN CHEMIKALIEN (CHEMISCHE PRODUKTEN FÜR DEN HÄUSLICHEN GEBRAUCH UND ZUSATZSTOFFEN FÜR SCHWIMMBAD)	UNI EN ISO 10545-13	MINIMO CLASSE B MINIMUM CLASS B MINIMUM CLASSE B MINIMUM KLASSE B
 RESISTENZA ALLE MACCHIE STAIN RESISTANCE RÉSISTANCE AUX TÂCHES FLECKENBESTÄNDIGKEIT	UNI EN ISO 10545-14	MINIMO CLASSE 3 MINIMUM CLASS 3 MINIMUM CLASSE 3 MINIMUM KLASSE 3
 REAZIONE AL FUOCO REACTION TO FIRE RÉACTION AU FEU BRANDVERHALTEN	96/603/CE	A1 _{FL} /A1

OGGETTO DELLA FORNITURA. La fornitura comprende esclusivamente quanto indicato nella conferma d'ordine. Eventuali caratteristiche e dati risultanti da cataloghi o illustrazioni sono sempre approssimativi ed è quindi facoltà della Venditrice apportare quelle variazioni che si ritenessero opportune senza obbligo di preavviso.

ORDINI. Sono sempre impegnativi per il Compratore: la Venditrice sarà vincolata solo dopo la conferma scritta. Si intende comunque che ogni ordine viene fatto con la completa accettazione da parte del Compratore di tutte le condizioni generali stabilite dalla Venditrice. Nell'ordinazione dovranno essere contemplati soltanto articoli di produzione corrente: non saranno comunque oggetto di conferma quei materiali per i quali la Venditrice in dipendenza di esigenze interne o di mercato, ha ritenuto opportuno sospendere la produzione. Ogni ordine deve essere inoltrato per iscritto, anche se, per ragioni di urgenza dovesse essere preceduto da comunicazione telefonica.

TRATTATIVE. Quanto contemplato nella conferma della Venditrice annulla eventuali accordi o trattative che non siano riportati nella conferma stessa.

TERMINE DI CONSEGNA. Decorre dalla data di conferma d'ordine e deve intendersi come approssimativo: esso non costituisce comunque condizione essenziale e può essere prorogato di diritto dalla Venditrice per cause indipendenti dalla proprio volontà.

SPEDIZIONE. La spedizione si intende effettuata al momento in cui la fornitura viene messa a disposizione dell'acquirente o all'atto della consegna al vettore. Sono ammesse spedizioni anche parziali senza che ciò debba costituire per il Cliente causa di ritardo.

TRASPORTO. La merce, salvo specifico patto contrario scritto, è sempre venduta franco Stabilimento Ceramica Euro S.P.A. e viaggia a rischio e pericolo del Compratore anche se la Venditrice si fosse assunta l'onere della consegna a domicilio. Il Compratore è tenuto a precisare al momento dell'ordine dettagliate modalità di trasporto: la Venditrice spedisce la merce col mezzo ritenuto più opportuno qualora mancassero preventive indicazioni al riguardo, senza che ciò costituisca per il Compratore motivo di reclamo.

ASSICURAZIONE. Se richiesta è sempre a carico dell'acquirente.

IMBALLO. Salvo accordi diversi, preventivamente accettati dalla Venditrice, l'imballo sarà sempre in cartoni: avvenuta la consegna all'acquirente o al vettore senza reclami o riserve, cessa ogni responsabilità della Venditrice. Gli Europallet verranno addebitati in fattura a 10,00 €/cad. con possibilità di reso, previa richiesta di autorizzazione, con trasporto a carico dell'acquirente.

RECLAMI. I reclami relativi ad eventuali ammanchi o rotture dovranno essere fatti esclusivamente al vettore: qualunque altro reclamo relativo alla natura e caratteristiche del materiale dovrà essere tempestivamente inoltrato alla Venditrice a mezzo lettera raccomandata, non oltre in ogni caso 10 gg. dal ricevimento della merce. Trascorso tale termine si intende che la merce è stata vista ed accettata nello stato in cui si trova.

CARATTERISTICHE MATERIALI. Le tonalità dei colori campio-

nati hanno carattere puramente indicativo, così come la possibilità di ripetere tonalità precedentemente fornite, non rappresenta impegno per la fornitrice e motivo di reclamo per l'acquirente.

GARANZIA. La Venditrice garantisce la qualità di quanto fornito conformemente alle scelte richieste dal Compratore: si impegna a sostituire in pari quantità quei materiali che, a suo insindacabile giudizio, dovessero presentare difetti tali da non essere considerati conformi all'ordine, senza peraltro essere tenuta a risarcimento di danni diretti o indiretti di qualsiasi ragione. La garanzia non è trasferibile ed è valida soltanto nei confronti dell'acquirente cui è intestata la fattura di vendita.

CONTESTAZIONI. Nel modo più assoluto non saranno presi in esame i reclami riferentisi a materiali già in opera. In ogni caso, anche qualora il Compratore ritenesse di poter vantare reclami o diritti, non sono ammissibili ritardi o sospensioni di pagamento in corso.

INADEMPIENZE E INSOLVENZE. In caso di mancato o ritardato pagamento totale o parziale, sarà facoltà della Venditrice risolvere in tutto o in parte qualsiasi contratto in atto, facendo valere ogni suo diritto.

PREZZI. Si intendono sempre riferiti al listino in vigore al momento della conferma della Venditrice. Sono sempre relativi a merce franco stabilimento e non comprendono quindi altri oneri come I.V.A bolli o tasse di qualsiasi natura, che saranno sempre a carico del Compratore.

PAGAMENTI. I pagamenti dovranno essere effettuati come indicati nella conferma d'ordine: a tutti gli effetti il luogo del pagamento resta fissato nella sede di Ceramica Euro S.P.A. anche se effettuati a mezzo di personale autorizzato, rimessa diretta, tratte autorizzate o effetti.

La Venditrice ha facoltà di porre in circolazione i titoli ricevuti in pagamento, i quali si intendono sempre accettati prosolvendo e salvo buon fine. L'inosservanza dei termini di pagamento dà diritto alla Venditrice:

- di esigere gli interessi di mora al tasso commerciale corrente più le spese;
- di emettere tratte ritenendole autorizzate in luogo dei pagamenti pattuiti per rimessa diretta;
- di sospendere ogni evasione di ordini in corso;
- in caso di protesti di esigere a vista l'importo totale dovute.

SPESE TRATTE. Gli oneri relativi al bollo delle tratte emesse dalla Venditrice sono a carico dell'acquirente e saranno conteggiati in fattura e comprese nella tratta stessa.

FORO. Qualsiasi controversia dipendente o conseguente da contratti con Ceramica Euro S.P.A., anche se riferibili ad affari trattati da propri dipendenti o incaricati fuori dalla propria Sede, unico Foro competente è quello di Reggio Emilia.

RISERVA DI PROPRIETÀ. La merce resta di proprietà di Ceramica Euro S.P.A. fino a suo completo pagamento.

OBJECT OF THE SUPPLY. The supply includes what indicated in the order confirmation only. Given features and information in catalogues or illustrations are always approximate and it is therefore the seller's right to make any variations considered necessary without advance warning.

ORDERS. These are always binding for the purchaser: the seller shall only be committed after written confirmation. It is, however, understood that each order is placed with the purchaser's full acceptance of all general conditions established by the seller. Articles of current production only shall be contemplated in the order: those production's materials of which the seller has considered it advisable to suspend owing to internal or market requirements shall not therefore be subject to confirmation.

Every order shall be made in writing although this can be preceded by a telephone call in the event of urgent need.

NEGOTIATION. Everything indicated in the seller's confirmation voids an agreement or negotiation which may not be included in the confirmation itself.

DELIVERY TERM. This runs from the date of the order confirmation and shall be considered as approximate: it shall not, in any case, be considered an essential condition and may be extended by the seller in the event of unforeseen circumstances.

DISPATCH. Dispatch is understood to have been made the moment in which the goods are packed at the purchaser's disposal on deliver to the carrier. Partial dispatches are also permitted without this being considered by the customer as cause of delay.

TRANSPORT. Except specific written agreement, which tells the contrary, the goods are always understood as having been sold ex works Ceramica Euro S.P.A. and travel at the purchaser's risk even when the seller has assumed the charge of delivery at the purchaser's. The purchaser undertakes to live details about the means of transport when placing the order: failing this, the seller shall dispatch the goods via the means considered the most opportune without this entitling the purchaser to make claims.

INSURANCE. If requested, is always under the purchaser's charge.

PACKAGING. Except different agreement accepted by the seller packaging shall always be in boxes: all seller's responsibilities shall cease once delivery has been made to the purchaser or carrier without claims or reserves. We will charge 10€/each Europallet on invoice, with the possibility of returning them, under request of authorisation; transport costs are at the expense of the customer.

CLAIMS. Claims about missing goods or breakages shall only be made to the carrier. Any other claim concerning the nature or features of the material shall be immediately forwarders to the seller by means of registered letter no later than 10 days following receipt of goods themselves. Once this terms has elapsed the goods shall be understood to have been examined and accepted as they are.

FEATURES OF THE MATERIALS. The shades of the sample colours are purely indicative while the possibility of repeating previously supplied colour tones shall not be

binding for the seller and shall not entitle the purchaser to make claims.

GUARANTEE. The seller guarantees the quality of the supplied materials according to the grades requested by the purchaser: the seller undertakes to replace in equal quantities those material which, according to his final judgement, present defects as to be considered not in compliance with the order, without, moreover, being obliged to refund of direct or indirect damages for any reason whatsoever.

The guarantee cannot be transferred and shall only be valid for the purchaser to whom the sales invoice is made for.

DISPUTES. In no case shall claims pertaining to already laid materials be considered. Moreover, in no case shall delays or suspensions of payments in progress be permitted even if the purchaser considers himself entitled to make claims.

DEFAULTS AND INSOLVENCIES. In case of total or partial unfulfilled or delayed payment the seller shall have the right to completely or partially withdraw from a contract in progress and to demand all his rights.

PRICES. These are always understood to refer to the price list in force at the moment of the seller's confirmation.

They always pertain to goods delivered ex works and do not, therefore, include other charges such as VAT, stamps or taxes of any nature which shall be under the purchaser's charge.

PAYMENTS. Payment shall always be fulfilled as indicated on the order confirmation: in any case, the place of payment shall always be the registered offices of Ceramica Euro S.P.A. even if it's made through authorized staff's direct remittance, authorized drafts or bills. The seller has the rights to circulate the instruments received in payment which shall always be understood to have been accepted pro solvendo and subject to collection. Failure to comply with the terms of payment entitles the seller to:

- exact the arrears interests at the current commercial rate, plus expenses;
- issue drafts, considering them authorized in place of the agreed payments by direct remittance;
- suspend fulfilment of orders in progress;
- in the event of protests, to exact the total due sum on sight.

DRAFT EXPENSES. Charges pertaining to the stamps on the drafts issued by the seller shall be at the Purchaser's charge, calculated in future and included in the draft itself.

COMPETENT COURT. The only competent court shall be that of Reggio Emilia for all disputes resulting from or following contracts with Ceramica Euro S.P.A. even when they concern business negotiated by employees of the company or authorized persons outside the registered offices.

RESERVE OF PROPERTY. All goods shall remain the property of Ceramica Euro S.P.A until payment is made in full.

Il Saudi Quality Mark è un marchio di proprietà SASO (organizzazione per gli standard metrologici dell'Arabia Saudita). L'apposizione del marchio è consentita esclusivamente su prodotti che hanno dimostrato la conformità agli standard sauditi, fabbricati in una struttura che dispone di un sistema di gestione efficace per garantire la conformità continua ai requisiti richiesti. L'intera produzione di gres porcellanato di Ceramica Euro ha ottenuto l'autorizzazione all'apposizione del marchio SQM. La conformità a tali requisiti viene verificata con frequenza annuale, per conto di SASO, da un ente certificatore esterno attraverso accurate visite ispettive.



The Saudi Quality Mark is a SASO (the organisation for Saudi Arabia's metrology standards) property mark. The mark-affixing is allowed only on those products which had shown conformity to the Saudi standards, manufactured in a facility which disposes of an efficient managing system, that can guarantee a constant conformity to the requested requirements. Ceramica Euro's whole ceramic tile production achieved the authorization to affix the S-QM mark. The conformity of these standards is annually checked through accurate onsite inspections from an external certifying agent, on behalf of SASO.

La gamma dei prodotti di Ceramica Euro contiene al suo interno serie che godono del marchio di conformità QB UPEC. La classificazione UPEC, associata al marchio di certificazione QB, attesta l'idoneità dei prodotti in relazione alla destinazione d'uso. Le quattro lettere indicano il grado di prestazione rispettivamente agli ambiti: U: usura da calpestio P: caduta e spostamento di oggetti mobili e fissi E: presenza di acqua C: resistenza a macchie ed agenti chimici. Verifica quali prodotti godono della classificazione QB UPEC direttamente sul PORTALE CSTB.



Ceramica Euro's series include QB-UPEC-conformity-marked products. UPEC classification, associated with the QB certificate mark, certifies the suitability of the products according to their final use. The four letters indicate the performance grade, according to: U: usury due to foot traffic P: fall and displacement of movable and fixed objects E: presence of water C: resistance to stains and chemicals. Verify which products benefit from QB UPEC certification, directly on PORTALE CSTB

Ceramica Euro assolve agli obblighi derivanti dalla marcatura CE richiesta dall'Unione Europea a salvaguardia della salute e della sicurezza delle persone.



Ceramica Euro fulfills the obligations which arise from CE labelling, requested from the European Union in order to safeguard people's safety and health.

Ceramica Euro assolve agli obblighi derivanti dalla marcatura UKCA, come richiesto dalle normative vigenti nel Regno Unito, garantendo la conformità del suo prodotto.



Ceramica Euro fulfills the obligations arising from the UKCA marking, as required by the United Kingdom regulations, granting the compliance of its product.

Il marchio "Ceramics of Italy" è il marchio distintivo dell'industria ceramica italiana. Identifica i prodotti di ceramica MADE IN ITALY ed il sistema di valori sociali, ecologici ed estetici propri delle aziende italiane. Il marchio "Ceramics of Italy" valorizza questo importante patrimonio storico, culturale e produttivo.

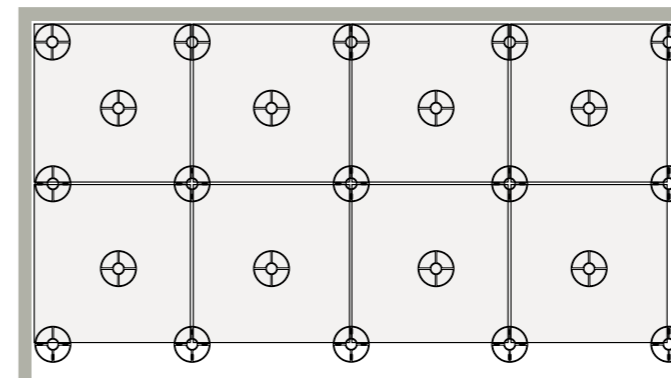


"Ceramics of Italy" mark is the distinctive mark of the Italian ceramic tile industry. It identifies the "MADE IN ITALY" ceramic products and the Italian companies' system of social, ecological and aesthetic values. "Ceramics of Italy" mark enhance the value of this important historical, cultural and manufacturing heritage.

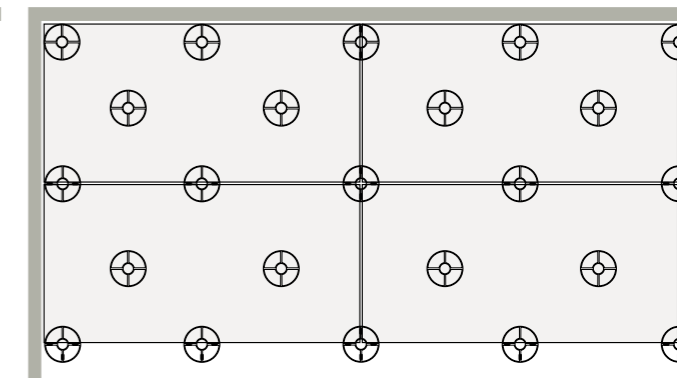
Ad oggi non esiste una normativa specifica per i pavimenti sopraelevati da esterno, si rimanda pertanto al professionista progettista un'attenta valutazione dei requisiti del progetto. CERAMICA EURO suggerisce l'utilizzo di supporti aggiuntivi sotto le piastrelle (5° supporto centrale), come da schema sotto riportato.

To date, there is no existing regulatory standard regarding outdoor raised floors. Therefore, the Customer/Designer/Project Manager has to arrange for a careful assessment of the project and its requirements. CERAMICA EURO recommends the adoption of additional supports under the tiles (5th central support), as per diagram below.

Posa sopraelevata 60x60 ± 2 cm
24"x24" ± 3/4" Installation onto flat surfaces (raised laying)



Posa sopraelevata 60x120 ± 2 cm
24"x48" ± 3/4" Installation onto flat surfaces (raised laying)



Ceramica Euro è innovazione continua.

Affacciata in un panorama in costante evoluzione, Ceramica Euro insegue con impegno e dedizione l'obiettivo della Qualità attraverso l'instancabile miglioramento delle tecnologie utilizzate e della formazione della sua squadra.

Il nostro obiettivo primario è migliorare ancora e sempre; nel rispetto dell'altissima Qualità di Prodotto e di Servizio offerti, mantenendo elevati standard di Sicurezza nel Lavoro e una politica di Sostenibilità e Rispetto per tutto ciò che ci circonda.

Il nostro lavoro è quotidianamente spinto da obiettivi ambiziosi, ma sostenuto dalla certezza che solo grazie all'impegno di tutta la squadra di collaboratori e partners aziendali, questi possano essere raggiunti.

Dando vita e concretezza alla sempre più nominata Sostenibilità, Ceramica Euro produce ottimizzando al massimo ogni suo processo, avvalendosi di tecnologie di ultima generazione che consentono un elevato risparmio delle risorse naturali ed energetiche. Pannelli solari, turbina di cogenerazione ed un puntuale reinserimento all'interno del ciclo produttivo di tutti gli scarti di lavorazione, sono solo un esempio delle azioni che l'azienda attua nel rispetto dell'ambiente.

Ceramica Euro, partendo dalla proprietà sino ad ogni singolo elemento della sua squadra, vive e lavora all'interno del proprio territorio di origine, che ama e rispetta.

Proprio la consapevolezza che un ambiente migliore, nel significato più ampio del termine, migliora la qualità della vita di tutti spinge la Direzione aziendale a promuovere numerose iniziative volte alla coesione dell'intero gruppo di attori dei processi aziendali e dell'intera filiera circostante.

L'etica ed il rispetto della persona, la passione per quello che si fa, permettono a questa speciale realtà aziendale di sentirsi propriamente come una grande famiglia.

Ceramica Euro is synonym of continuous innovation.

Surrounded by the constantly evolving background, Ceramica Euro follows with commitment and dedication its Quality goal, through tireless improvement of used technologies and team formation.

Our main aim is evolving again and again; in respect of highest Quality of our Products and Services, keeping high standards of Security at Work and a strong policy of Sustainability and Respect of everything that surrounds us.

Our everyday work is pushed by ambitious goals, but it is also sustained by the certain feelings, that, thanks to the effort of the whole team of our Partners and Coworkers, these goals can be achieved.

Giving life and concreteness to the more and more frequently mentioned Sustainability, Ceramica Euro optimizes at maximum every production process, thanks to last generation technologies, which allow important savings of natural and energy resources. Solar panels, turbine cogeneration system, and constant re-using of production wastes into the production cycle are just a few of many actions and efforts, that the Company implements for the environmental protection.

Ceramica Euro, from its ownership to every team-member, lives and operates in its original land with love and respect.

The consciousness that a better environment, in the vastest meaning of the word, improves the quality of life of all of us, inspires the Company Directors to implement many actions which contribute to cohesion of the Company's stakeholders taking part in various business processes and whole production chain.

Ethics and respect for persons, working with passion, allow this special Company to feel like being one big family.



EURO

Ceramica Euro
CATALOGO GENERALE 2024
coordinamento Ceramica Euro
ambientazioni e grafica G&CO